

**Weierstraß-Institut**  
**für Angewandte Analysis und Stochastik**  
**Leibniz-Institut im Forschungsverbund Berlin e. V.**

Preprint

ISSN 2198-5855

**Bulk-surface electro-thermodynamics and applications  
to electrochemistry**

Wolfgang Dreyer, Clemens Gohlke, Rüdiger Müller

submitted: June 4, 2018

Weierstrass Institute  
Mohrenstr. 39  
10117 Berlin  
Germany  
E-Mail: [wolfgang.dreyer@wias-berlin.de](mailto:wolfgang.dreyer@wias-berlin.de)  
[clemens.gohlke@wias-berlin.de](mailto:clemens.gohlke@wias-berlin.de)  
[ruediger.mueller@wias-berlin.de](mailto:ruediger.mueller@wias-berlin.de)

No. 2511  
Berlin 2018



---

2010 *Mathematics Subject Classification.* 35Q35, 35Q61, 78A57, 80A17.

*Key words and phrases.* Bulk-surface electro-thermodynamics, entropy principle, constitutive modeling, electrochemistry.

The authors gratefully acknowledge support by the Einstein Foundation Berlin with in the MATHEON Project CH11 "Sensing with Nanopores".

Edited by  
Weierstraß-Institut für Angewandte Analysis und Stochastik (WIAS)  
Leibniz-Institut im Forschungsverbund Berlin e. V.  
Mohrenstraße 39  
10117 Berlin  
Germany

Fax: +49 30 20372-303  
E-Mail: [preprint@wias-berlin.de](mailto:preprint@wias-berlin.de)  
World Wide Web: <http://www.wias-berlin.de/>

# Bulk-surface electro-thermodynamics and applications to electrochemistry

Wolfgang Dreyer, Clemens Gohlke, Rüdiger Müller

## Abstract

We propose a modeling framework for magnetizable, polarizable, elastic, viscous, heat conducting, reactive mixtures in contact with interfaces. To this end we first introduce bulk and surface balance equations that contain several constitutive quantities. For further modeling the constitutive quantities, we formulate constitutive principles. They are based on an axiomatic introduction of the entropy principle and the postulation of Galilean symmetry. We apply the proposed formalism to derive constitutive relations in a rather abstract setting. For illustration of the developed procedure, we state an explicit isothermal material model for liquid electrolyte|metal electrode interfaces in terms of free energy densities in the bulk and on the surface. Finally we give a survey of recent advancements in the understanding of electrochemical interfaces that were based on this model.

## 1 Introduction

The energy transition from fossil fuels to renewable energy sources gives rise to an increasing demand for more efficient energy storage in stationary and mobile applications, cf. [YZKM<sup>+</sup>11]. As current Lithium ion battery technology is expected to reach its theoretical limit soon, several promising future technologies like metal-sulfur and metal-air systems, as well as polymer electrolyte batteries and different other types of solid state batteries, are intensively investigated [JZ16, YMZ<sup>+</sup>16, LM17, PKDW17]. Because the demand for both portable water and clean water for industry and agriculture is expected to grow, there is a strong need for better water desalination and water purification technologies. Electrically driven processes like electrodialysis and capacitive deionization are investigated since they promise to be commercially competitive and in particular energy efficient, compared to thermal or pressure driven processes, [Str10, ACP10, SPS<sup>+</sup>15].

A key ingredient for better understanding of the electrochemical processes in the mentioned technologies is the development of better mathematical models. Standard models like the Poisson-Nernst-Planck system, cf. e.g. [BF00, NTA04], suffer from deficiencies that are well known. Within a continuum theory some of these flaws have already been remedied, see e.g. [BAO97, KBA07] and the literature cited therein. But, to develop models for the above mentioned applications, there is the more fundamental problem that additional effects like elastic deformation, stresses or interaction of charge transport with fluid flow have to be included into the models. However, extension of the standard model to cover these further effects and other material properties in a consistent way are far from being obvious.

The aim of this work is the formulation of a general modeling framework that allows the derivation of strictly thermodynamically consistent models for the above applications. We therefore resume the effort of non-equilibrium thermodynamics containing electromagnetic fields and its extensions to surfaces [dM84, Mül85, AB87, AH88]. Following [Guh15] and extending [BD15], we build our model on (i) universally valid balance equations in the bulk and on surfaces on the one hand and (ii) the formulation of an entropy principle and the according derivation of constitutive relations on the other

hand. In particular, a chemically reacting mixture with neutral and electrically charged components will be described. Other phenomena such as diffusion, heat conduction, viscosity, elasticity, polarization and magnetization are taken into account.

When applying the resulting continuum models to electrochemical systems, typically very different scales in space and time arise and not all of them are necessary to capture the macroscopic relevant features of the considered system. Thus, by means of dimensional analysis considerable simplification of the material model is possible and still allows a – compared to the standard literature – much more fundamental approach like [DGM13] to overcome deficiencies of the classical Nernst-Planck model. Thereby, we gain better insight into the internal double layer structure and the electrolyte transport by diffusive fluxes. Moreover, asymptotic analysis provides a mathematical tool to derive more simple reduced models. By this procedure it is possible to recover on a macroscopic level the double layer capacity of electrode|aqueous electrolyte interfaces and some well established relations of electrochemistry, like Butler-Volmer equations and the Lippmann equation.

**Outline.** This paper is organized as follows: in the following section we introduce notation and the geometrical setup. Then, in Sect. 3, we state the universal balance equations in the bulk and on the surface, containing the balances for the fields of matter and Maxwell's equations and their coupling. The transformation properties of the involved fields and the principle of Galilean symmetry are briefly discussed and stated in Sect. 4. In Sect. 5, we formulate the axioms of the entropy principle in bulk and surface and describe the general closing procedure based on the exploitation of the entropy principle. Subsequently we derive in Sect. 6 constitutive relations in bulk and surfaces for magnetizable, polarizable, viscous and reactive mixtures and discuss in particular the role of polarization and magnetization. Finally, in Sect. 7, we apply the general model to liquid electrolytes, in particular aqueous electrolytes in contact with metal electrodes and give a survey over recent key results.

## 2 General setting and basic quantities

### 2.1 Geometrical setup

We consider a moving orientable surface  $S(t)$  dividing a possibly evolving domain  $\Omega \subset \mathbb{R}^3$  into two subdomains  $\Omega^\pm(t) \subseteq \mathbb{R}^3$  with  $S := \partial\Omega^+ \cap \partial\Omega^-$ , see Fig. 1. Let  $\theta : [0, t_{\text{end}}) \times \omega \rightarrow S$  be a smooth bijective parametrization of the surface  $S$  where  $\omega \subset \mathbb{R}^2$  is the open parameter domain. The partial derivatives of  $\theta$  define tangential vectors, the surface normal and the metric

$$\tau_{1/2} = \frac{\partial\theta(t, U^1, U^2)}{\partial U^{1/2}}, \quad \nu = \frac{\tau_1 \times \tau_2}{|\tau_1 \times \tau_2|} \quad \text{and} \quad g = [\tau_1, \tau_2]^T [\tau_1, \tau_2]. \quad (2.1)$$

As a convention, we chose the orientation of the surface normal such that  $\nu$  is the inner normal of  $\Omega^+$ . Moreover, we indicate the components of vectors and tensors with respect to cartesian coordinates by lowercase Latin indices, e.g.  $i, j, k$ , whereas we use uppercase Greek indices like e.g.  $\Gamma, \Delta, \Sigma$  for the tangential components. For a vector  $\mathbf{V}$  defined on the surface, we denote the normal component by  $V_\nu$  and write  $V_\tau^\Delta$ , for  $\Delta = 1, 2$ , for the tangential components. We apply the convention of implicit summation over indices appearing double.

**Covariant derivatives.** For the definition of the covariant derivatives on a surface we introduce the *curvature tensor*  $b_{\Delta\Gamma}$  and the *Christoffel symbols*  $\Gamma_{\Delta\Gamma}^\Sigma$ . They are defined by a decomposition of the

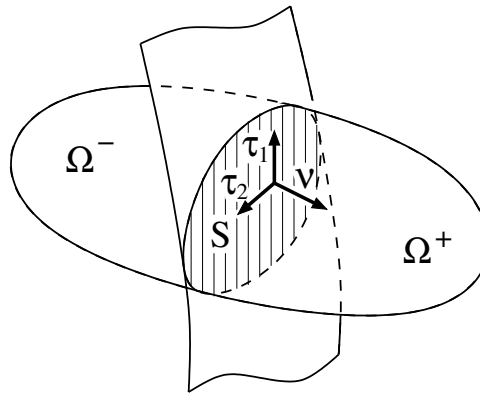


Figure 1: Two domains  $\Omega^\pm$  separated by a moving surface  $S$ .

derivatives of the tangential vectors into their tangential and normal components,

$$\frac{\partial \tau_\Delta}{\partial U^\Gamma} = \Gamma_{\Delta\Gamma}^\Sigma \tau_\Sigma + b_{\Delta\Gamma} \nu \quad \text{for } \Gamma, \Delta = 1, 2. \quad (2.2)$$

Let  $a : S \rightarrow \mathbb{R}$  be a scalar and  $\mathbf{V} : S \rightarrow \mathbb{R}^3$  a vector field. Then the covariant derivatives of the tangential components are define as

$$a_{\parallel\Gamma} = \frac{\partial a}{\partial U^\Gamma}, \quad \text{for } \Gamma = 1, 2, \quad V_{\tau\parallel\Gamma}^\Delta = \frac{\partial V_\tau^\Delta}{\partial U^\Gamma} + \Gamma_{\Gamma\Sigma}^\Delta V_\tau^\Sigma \quad \text{for } \Gamma, \Delta = 1, 2. \quad (2.3)$$

Let  $w$  denote the velocity of the surface  $S$ . For a scalar  $a : [0, t_{\text{end}}) \times S \rightarrow \mathbb{R}$ , we define the time derivative

$$\partial_{t,\nu} a = \partial_t a - a_{\parallel\Delta} w_\tau^\Delta. \quad (2.4)$$

**Traces, jumps and mean values on surfaces.** For a generic function  $u : [0, t_{\text{end}}) \times (\Omega^+ \cup \Omega^-) \rightarrow \mathbb{R}^m$  we denote for any time  $t$  and for each  $\mathbf{x}_s \in S$  the *trace* on either side of the surface by

$$u^\pm(t, \mathbf{x}_s) = \lim_{\mathbf{x} \in \Omega^\pm \rightarrow \mathbf{x}_s} u(t, \mathbf{x}). \quad (2.5)$$

If the function  $u$  is not defined in  $\Omega^+$  or  $\Omega^-$ , we set the corresponding trace to zero, i.e.  $u^+ = 0$  if  $u$  is not defined in  $\Omega^+$  and  $u^- = 0$  if  $u$  is not defined in  $\Omega^-$ . By

$$[[u]] = u^+ - u^-, \quad \bar{u} = \frac{1}{2}(u^+ + u^-), \quad (2.6)$$

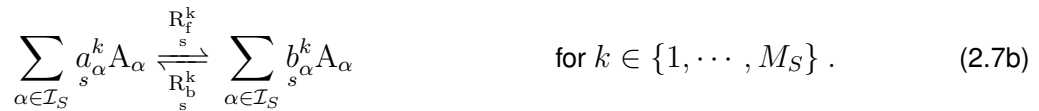

we define the *jump* and the *mean value* of  $u$  at the surface  $S$ , respectively. The definition of the jump is related to the above convention on the orientation of the surface normal to be the inner normal of  $\Omega^+$ , cf. Fig. 1.

## 2.2 Description of reacting mixtures

For quantities defined in the domains  $\Omega^+$  or  $\Omega^-$  there will often be corresponding quantities on the surfaces  $S$ . As a convention the same letters are used for these quantities but the surface variables are indicated by an underset  $s$ . For simplicity of notation, we indicate whether quantities are defined in  $\Omega^-$  or  $\Omega^+$  by the signs  $-$  or  $+$  only if necessary.

**Constituents and chemical reactions.** In each of the two domains  $\Omega^+$  and  $\Omega^-$  and on the surface  $S$ , we consider a mixture of several constituents, usually referenced as  $A_\alpha$ . The index set of constituents in  $\Omega^\pm$  is denoted by  $\mathcal{I}^\pm$ . We assume that the sets  $\mathcal{I}^\pm$  are disjoint<sup>1</sup>, i.e.  $\mathcal{I}^+ \cap \mathcal{I}^- = \emptyset$ , and set  $\mathcal{I} = \mathcal{I}^- \cup \mathcal{I}^+$ . All constituents of the subdomains  $\Omega^\pm$  are also assumed to be constituents on the surface  $S$  but in addition there may be some constituents that are exclusively present on  $S$ . Accordingly, the constituents on the surface  $S$  are represented by the set  $\mathcal{I}_S$ . For the later construction of constitutive equations we choose in each subdomain one designated constituent as a reference. We denote these constituents by  $A_{0^-}$ ,  $A_{0^+}$ ,  $A_0$  in  $\Omega^-$ ,  $\Omega^+$  and  $S$ , respectively.

For a description on a continuum level (macroscopic level) each of constituent  $A_\alpha$  is characterized by the (atomic) mass  $m_\alpha$  and its atomic net charge  $z_\alpha e_0$ , where the positive constant  $e_0$  is the elementary charge and  $z_\alpha$  is the charge number of the constituent. There may be  $M \geq 0$  chemical reactions among the bulk constituents and  $M_S \geq 0$  chemical reactions on the surface. These reactions may be written in the general form



The constants  $a_\alpha^k$ ,  $b_\alpha^k$  are positive integers and  $\gamma_\alpha^k := b_\alpha^k - a_\alpha^k$  denote the stoichiometric coefficients of the reactions. The reaction from left to right is called forward reaction with reaction rate  $R_f^k > 0$ . The reaction in the reverse direction with rate  $R_b^k > 0$  is the backward reaction. The net reaction rate is the defined as  $R^k = R_f^k - R_b^k$ . Since charge and mass have to be conserved by each single reaction in the bulk and on the surface, we have

$$\sum_{\alpha \in \mathcal{I}} z_\alpha \gamma_\alpha^k = 0 \quad \text{and} \quad \sum_{\alpha \in \mathcal{I}_S} z_\alpha \gamma_\alpha^k = 0 \quad \text{for } k \in \{1, \dots, M\}, \quad (2.8a)$$

$$\sum_{\alpha \in \mathcal{I}} m_\alpha \gamma_\alpha^k = 0 \quad \text{and} \quad \sum_{\alpha \in \mathcal{I}_S} m_\alpha \gamma_\alpha^k = 0 \quad \text{for } k \in \{1, \dots, M_S\}. \quad (2.8b)$$

**Electro- and thermodynamic state.** The thermodynamic state of  $\Omega^\pm$  at any time  $t$  is described by the number densities  $n_\alpha$  and the velocities  $\mathbf{v}_\alpha$  for  $\alpha \in \mathcal{I}^\pm$  and the (specific) internal energy  $u$ . Analogously, the thermodynamic state of the surface  $S$  is characterized by the number densities of the surface constituents,  $n_\alpha$  and the surface velocities  $\mathbf{v}_\alpha$  for  $\alpha \in \mathcal{I}_S$  and the (specific) surface internal energy  $u$ . The electrodynamic state of  $\Omega^\pm$  and surface  $S$  at any time  $t$  is described by<sup>2</sup> the electric field  $\mathbf{E}$  and the magnetic field  $\mathbf{B}$ .

Multiplication of the number densities  $n_\alpha$  by  $m_\alpha$  gives the partial mass densities

$$\rho_\alpha = m_\alpha n_\alpha, \quad \rho_\alpha = m_\alpha n_\alpha. \quad (2.9)$$

<sup>1</sup>This assumption takes into account that even if a certain chemical substance is present in both domains, the functional dependence of the corresponding chemical potentials in general differs between the subdomains.

<sup>2</sup>For polarizable and magnetizable matter, the electromagnetic behavior could equally well be characterized by the vectors of polarization  $\mathbf{P}$  and magnetization  $\mathbf{M}$ , instead of  $\mathbf{E}$  and  $\mathbf{B}$ . Both sets of variables,  $(\mathbf{E}, \mathbf{B})$  and  $(\mathbf{P}, \mathbf{M})$ , are coupled by constitutive equations and for the derivation of these relations it turns out to be favourable to use  $\mathbf{P}$  and  $\mathbf{M}$ , for reasons which are discussed in Sect. (6.4).

The mass density and the barycentric velocity of the mixture are defined by

$$\rho = \sum_{\alpha \in \mathcal{I}^\pm} \rho_\alpha \quad \text{and} \quad \mathbf{v} = \frac{1}{\rho} \sum_{\alpha \in \mathcal{I}^\pm} \rho_\alpha \mathbf{v}_\alpha, \quad (2.10a)$$

$$\rho_s = \sum_{\alpha \in \mathcal{I}_s} \rho_\alpha \quad \text{and} \quad \mathbf{v}_s = \frac{1}{\rho_s} \sum_{\alpha \in \mathcal{I}_s} \rho_\alpha \mathbf{v}_\alpha. \quad (2.10b)$$

The free charge density is defined as

$$n^F = \sum_{\alpha \in \mathcal{I}^\pm} z_\alpha e_0 n_\alpha, \quad n_s^F = \sum_{\alpha \in \mathcal{I}_s} z_\alpha e_0 n_\alpha. \quad (2.11)$$

The internal electronic structure of the constituents is not reflected by our macroscopic description, but it has relevance for the overall electromagnetic field. To represent these microscopic effects on the more macroscopic level, we introduce the *polarization charge density*  $n^P$ ,  $n_s^P$  in  $\Omega^\pm$  and  $S$ , respectively, and then define the total charge density by

$$n^e = n^F + n^P, \quad n_s^e = n_s^F + n_s^P. \quad (2.12)$$

**Deformation gradient.** The barycentric velocity causes deformation of bulk and surface. We formally introduce the deformation gradient  $\mathbf{F}$  by means of a partial differential equation, viz.

$$\frac{\partial \mathbf{F}}{\partial t} + (\mathbf{v} \cdot \nabla) \mathbf{F} = \mathbf{F}^T (\nabla \mathbf{v}), \quad (2.13)$$

where  $\det(\mathbf{F}) > 0$  is assumed. For the relation of the so defined  $\mathbf{F}$  to the deformation of a body under the velocity  $\mathbf{v}$ , we refer to the textbook literature, cf. e.g. [TT60, p.328, eq. 67.4]. From the deformation gradient, the unimodular deformation gradient  $\mathbf{F}^{\text{uni}}$  is derived as

$$\mathbf{F}^{\text{uni}} = \det(\mathbf{F})^{-\frac{1}{3}} \mathbf{F} \quad \text{implying} \quad \det(\mathbf{F}^{\text{uni}}) = 1. \quad (2.14)$$

The temporal changes of the surface parametrization  $\boldsymbol{\theta}$  describes the deformation of the surface. Therefore, the tangential vectors  $\boldsymbol{\tau}_{1/2}$  are the surface equivalents of the deformation gradients. Similar to the bulk, the unimodular tangential vectors are defined as

$$\boldsymbol{\tau}_{1/2}^{\text{uni}} = \det(\mathbf{g})^{-\frac{1}{4}} \boldsymbol{\tau}_{1/2} \quad \text{implying} \quad \det([\boldsymbol{\tau}_1^{\text{uni}}, \boldsymbol{\tau}_2^{\text{uni}}]) = 1. \quad (2.15)$$

### 3 Universal balance equations of electro-thermodynamics

In this section, we introduce a set of balance equations in the bulk and on the surface, that we postulate to hold universally, i.e. these balances are assumed to hold independent of the considered material. The surface balances account for the transport in tangential as well as in normal direction. Our approach is oriented on the classical work of Truesdell and Toupin [TT60] and we apply a notation similar to [Mül85]. In this work, we consider only local balance equations that can be derived from their respective global counterparts, cf. [Mül85].

The set of balance equations is subdivided into the classical balances of matter on the one hand and Maxwell's equations for the electromagnetic field on the other hand. Following [TT60], Maxwell's equations in the bulk are formulated with the postulation of universally valid Maxwell-Lorentz-aether relations. For the surface, there is not such a standard formulation of the equations and in particular, we here derive surface equations by analogy to the procedure in the bulk. With the later application to electrochemical systems in mind, we use the classical, i.e. non-relativistic form of the balances for the fields of matter.

### 3.1 Balance equations of matter

We consider partial mass balances for each of the constituents of the mixture, a single momentum balance of the mixture and an energy balance of matter.<sup>3</sup>

**Balance of mass.** In each of the subdomains  $\Omega^\pm$  as well as on the surface  $S$ , the partial mass balances are written as

$$\partial_t \rho_\alpha + \operatorname{div}(\rho_\alpha \mathbf{v} + \mathbf{J}_\alpha) = r_\alpha \quad \text{in } \Omega^\pm \text{ for } \alpha \in \mathcal{I}^\pm, \quad (3.1a)$$

$$\partial_{t,\nu} \rho_\alpha + \left( \rho_\alpha v_\tau^\Delta + J_{\alpha,\tau}^\Delta \right)_{\|\Delta} - 2k_M v_\nu \rho_\alpha = r_\alpha - \llbracket \rho_\alpha (v_\nu - v_\nu) + \mathbf{J}_\alpha \cdot \boldsymbol{\nu} \rrbracket \quad \text{on } S \text{ for } \alpha \in \mathcal{I}_S. \quad (3.1b)$$

Herein  $r_\alpha$  and  $r_\alpha$  denote the mass production rate of constituent  $A_\alpha$ . They are defined by the reaction rates,

$$r_\alpha = \sum_{k=1}^M m_\alpha \gamma_\alpha^k R^k, \quad r_\alpha = \sum_{k=1}^{M_S} m_\alpha \gamma_\alpha^k R_s^k. \quad (3.2)$$

The bulk and surface diffusion flux  $\mathbf{J}_\alpha$  and  $\mathbf{J}_\alpha$  with respect to the barycentric velocities are defined as

$$\mathbf{J}_\alpha = \rho_\alpha (\mathbf{v}_\alpha - \mathbf{v}) \quad \text{implying} \quad \sum_{\alpha \in \mathcal{I}^\pm} \mathbf{J}_\alpha = 0, \quad (3.3a)$$

$$\mathbf{J}_\alpha = \rho_\alpha (\mathbf{v}_\alpha - \mathbf{v}) \quad \text{implying} \quad \sum_{\alpha \in \mathcal{I}_S} \mathbf{J}_\alpha = 0. \quad (3.3b)$$

The partial mass balances imply two more balance equations, which can be used to substitute one or two partial mass balances from the system of model equations. From (3.1) together with the constraints (3.3) and (2.8b) we conclude the conservation of total mass

$$\partial_t \rho + \operatorname{div}(\rho \mathbf{v}) = 0, \quad \text{in } \Omega, \quad (3.4a)$$

$$\partial_{t,\nu} \rho + \left( \rho v_\tau^\Delta \right)_{\|\Delta} - 2k_M v_\nu \rho = -\llbracket \rho (v_\nu - v_\nu) \rrbracket \quad \text{on } S. \quad (3.4b)$$

Multiplication of the partial mass balances (3.1) by  $z_\alpha e_0 / m_\alpha$  and summation over all species together with (2.8a) implies conservation laws for free charge,

$$\partial_t n^F + \operatorname{div}(n^F \mathbf{v} + \mathbf{J}^F) = 0, \quad (3.5a)$$

$$\partial_{t,\nu} n^F + \left( n^F v_\tau^\Delta + J_{\tau}^{F,\Delta} \right)_{\|\Delta} - 2k_M v_\nu n^F = -\llbracket n^F (v_\nu - v_\nu) + J_\nu^F \rrbracket, \quad (3.5b)$$

with the (non-convective) free electric current densities

$$\mathbf{J}^F = \sum_{\alpha \in \mathcal{I}} \frac{z_\alpha e_0}{m_\alpha} \mathbf{J}_\alpha, \quad \mathbf{J}_s^F = \sum_{\alpha \in \mathcal{I}_S} \frac{z_\alpha e_0}{m_\alpha} \mathbf{J}_\alpha. \quad (3.6)$$

<sup>3</sup>Modeling approaches based on different sets of balance equations also exists. For instance, each partial momentum  $\rho_\alpha \mathbf{v}_\alpha$  can be balanced. An introduction to these kinds of models for the bulk systems without surface balances and without electrostatics can be found in [BD15].



**Balance of momentum.** The total momentum density  $\rho\mathbf{v}$  of the mixture in bulk changes due to the momentum flux, which is given by the (*Cauchy*) *stress tensor*  $\boldsymbol{\sigma}$ , as well as by the *gravitational force density*  $\rho\mathbf{f}$  and the *Lorentz force*  $\mathbf{k}$ . Accordingly, the surface momentum density  $\rho\mathbf{v}$  changes due to the momentum flux  $\boldsymbol{\sigma}_s$ , the *gravitational force density*  $\rho\mathbf{f}_s$  and the *Lorentz force*  $\mathbf{k}_s$ . The balances of momentum for bulk and surface read

$$\partial_t \rho\mathbf{v} + \operatorname{div} (\rho\mathbf{v} \otimes \mathbf{v} - \boldsymbol{\sigma}) = \rho\mathbf{f} + \mathbf{k}, \quad \text{in } \Omega^\pm, \quad (3.7a)$$

$$\partial_{t,\nu} (\rho v^i) + (\rho v^i v_\tau^\Delta - \sigma_s^{i\Delta})_{\parallel\Delta} - 2k_M v_\nu \rho v^i = \rho f_s^i + k_s^i - \llbracket \rho v^i (v_\nu - v_\nu) - \sigma^{ij} \nu_j \rrbracket \quad \text{on } S. \quad (3.7b)$$

The momentum flux  $\boldsymbol{\sigma}_s$  is decomposed into its normal and tangential components

$$\sigma_s^{i\Delta} = S^{\Gamma\Delta} \tau_\Gamma^i + S^\Delta \nu^i. \quad (3.8)$$

The tensor  $S^{\Gamma\Delta}$  is denoted as *surface stress tensor* and the vector  $S^\Delta$  is the *normal stress vector*.

We neglect internal spin, this implies symmetry of the stress tensors and vanishing of the normal stress [Mül85],

$$\sigma^{ij} = \sigma^{ji}, \quad S^{\Gamma\Delta} = S^{\Delta\Gamma} \quad \text{and} \quad S^\Delta = 0. \quad (3.9)$$

**Balance of energy.** The energy density of matter can be split<sup>4</sup> into the internal energy density  $\rho u$  and the kinetic energy density  $\frac{1}{2}\rho|\mathbf{v}|^2$ . This decomposition also implies a decomposition of the fluxes and the external sources into internal and kinetic contributions. The energy balance in the bulk and on the surface read

$$\partial_t (\rho u + \frac{1}{2}\rho|\mathbf{v}|^2) + \operatorname{div} ((\rho u + \frac{1}{2}\rho|\mathbf{v}|^2)\mathbf{v} + \mathbf{q} - \mathbf{v}\boldsymbol{\sigma}) = \pi + \rho\mathbf{f} \cdot \mathbf{v} \quad \text{in } \Omega^\pm, \quad (3.10a)$$

$$\begin{aligned} & \partial_{t,\nu} (\rho u + \frac{1}{2}\rho|\mathbf{v}|^2) + ((\rho u + \frac{1}{2}\rho|\mathbf{v}|^2)v_\tau^\Delta + q_s^\Delta - \sigma_s^{i\Delta} v_i)_{\parallel\Delta} - 2k_M v_\nu (\rho u + \frac{1}{2}\rho|\mathbf{v}|^2) \\ & = \pi_s + \rho\mathbf{f}_s \cdot \mathbf{v}_s - \llbracket (\rho u + \frac{1}{2}\rho|\mathbf{v}|^2)(v_\nu - v_\nu) + (\mathbf{q} - \mathbf{v}\boldsymbol{\sigma}) \cdot \boldsymbol{\nu} \rrbracket \quad \text{on } S, \end{aligned} \quad (3.10b)$$

Here  $\mathbf{q}_s$ ,  $q_s$  denote the *heat fluxes* and  $\pi_s$ ,  $\pi$  are the *Joule heats* for bulk and surface.

## 3.2 Electromagnetic fields

Maxwell's equations for the electromagnetic field are based on two conservation laws: conservation of electric charge and conservation of magnetic flux, cf. [TT60, Mül85].

<sup>4</sup>The splitting originates from the observation that the kinetic part of the energy can, and the internal energy can not be eliminated by a suitable coordinate transformation.

**Conservation of electric charge.** The conservation equations of the total electric charge densities  $n^e$  and  $n_s^e$  in the bulk and on the surface read

$$\partial_t n^e + \operatorname{div}(n^e \mathbf{v} + \mathbf{J}^e) = 0, \quad (3.11a)$$

$$\partial_{t,\nu} n_s^e + \left( n_s^e v_s^\Delta + J_s^e \right)_{\parallel \Delta} - 2k_M v_s^\nu n_s^e = -\llbracket n^e (v_\nu - v_s^\nu) + J_\nu^e \rrbracket. \quad (3.11b)$$

Here, the total electric current flux densities are split into a convective and non-convective part, i.e.  $\mathbf{j}^e = n^e \mathbf{v} + \mathbf{J}^e$  and  $\mathbf{j}_s^e = n_s^e \mathbf{v} + \mathbf{J}_s^e$ . Then, we introduce the *charge potential*  $\mathbf{D}$  and the *current potential*  $\mathbf{H}$  as formal solutions of these charge balances,<sup>5</sup>

$$n^e = \operatorname{div} \mathbf{D}, \quad \mathbf{J}^e = -\partial_t \mathbf{D} - \mathbf{v} \operatorname{div} \mathbf{D} + \operatorname{curl} \mathbf{H}, \quad (3.12a)$$

$$n_s^e = \llbracket \mathbf{D} \cdot \boldsymbol{\nu} \rrbracket, \quad \mathbf{J}_s^e = \boldsymbol{\nu} \times \llbracket \mathbf{H} - \mathbf{v} \times \mathbf{D} \rrbracket. \quad (3.12b)$$

In contrast to e.g. [CA65] our derivation of (3.12b) in Appendix A does not base on some averaging technique for the bulk equations.

**Conservation of magnetic flux.** The volume- and surface equations for the *electric field*  $\mathbf{E}$  and the *magnetic flux density*  $\mathbf{B}$  are derived from the conservation law of magnetic flux,

$$\operatorname{div} \mathbf{B} = 0, \quad \partial_t \mathbf{B} + \operatorname{curl} \mathbf{E} = 0, \quad (3.13a)$$

$$\llbracket \mathbf{B} \cdot \boldsymbol{\nu} \rrbracket = 0, \quad \boldsymbol{\nu} \times \llbracket \mathbf{E} + \mathbf{v} \times \mathbf{B} \rrbracket = 0. \quad (3.13b)$$

Due to its importance in electrodynamics and for the upcoming constitutive modelling we introduce the *electromotive intensity*

$$\boldsymbol{\mathcal{E}} = \mathbf{E} + \mathbf{v} \times \mathbf{B}. \quad (3.14)$$

**Maxwell-Lorentz-aether-relation.** The equation system (3.12) and (3.13) together constitute the system of Maxwell's equations and boundary conditions. The system is underdetermined such that additional relations between  $(\mathbf{B}, \mathbf{E})$  and  $(\mathbf{D}, \mathbf{H})$  are needed. Since all material dependence is incorporated into the total charge density  $n^e, n_s^e$ , we can postulate universal valid Maxwell-Lorentz-aether relations [TT60, Mül85, Kov00],

$$\mathbf{D} = \varepsilon_0 \mathbf{E} \quad \text{and} \quad \mathbf{H} = \frac{1}{\mu_0} \mathbf{B}. \quad (3.15)$$

Here,  $\varepsilon_0$  is the *dielectric constant* and  $\mu_0$  is the *magnetic constant*. They are related to the speed of light by  $\varepsilon_0 \mu_0 = c_0^{-2}$ .

### 3.3 Coupling of equations for matter and electrodynamics

The coupling of the equations of matter in Sect. 3.1 and Maxwell's equations according to Sect. 3.2 is done in the following two steps. First, we identify the balances for *polarization* and *magnetization*. Second, by requiring conservation of total energy and total momentum, we identify the Lorentz force and Joule heat as functions of the electromagnetic fields.

<sup>5</sup>When considering the conservation of the free charge  $n^F$ , the same argumentation leads to a formulation of Maxwell's equations in terms of the *electric displacement* field  $\boldsymbol{\mathfrak{D}} = \varepsilon_0 \mathbf{E} + \mathbf{P}$  and the *magnetic field density*  $\boldsymbol{\mathfrak{H}} = \frac{1}{\mu_0} \mathbf{B} - \mathbf{M}$ , instead of  $\mathbf{D}$  and  $\mathbf{H}$ . Here  $\mathbf{P}$  and  $\mathbf{M}$  are the polarization and magnetization, respectively, that are introduced in Sect. 3.3.

### 3.3.1 Polarization and magnetization

The conservation laws (3.11) for the total charge and (3.5) for the free charge imply also conservation of the polarization charge  $n^P = n^e - n^F$ ,  $n_s^P = n_s^e - n_s^F$ , i.e.

$$\partial_t n^P + \operatorname{div}(n^P \mathbf{v} + \mathbf{J}^P) = 0, \quad (3.16a)$$

$$\partial_{t,\nu} n_s^P + \left( n_s^P v_s^\Delta + J_s^{P,\Delta} \right)_{\parallel \Delta} - 2k_M v_s^\nu n_s^P = -\llbracket n^P (v_\nu - v_s^\nu) \rrbracket - \llbracket J_\nu^P \rrbracket. \quad (3.16b)$$

with the *polarization current density*

$$\mathbf{J}^e = \mathbf{J}^F + \mathbf{J}^P, \quad \mathbf{J}_s^e = \mathbf{J}_s^F + \mathbf{J}_s^P. \quad (3.17)$$

Motivated by the introduction of  $\mathbf{D}$  and  $\mathbf{H}$  in (3.12) as formal solution of (3.11), we use an analogous approach to introduce *polarization*  $\mathbf{P}$  and *Lorentz magnetization*  $\mathbf{M}$  by formal solution of (3.16) according to Appendix A. We get

$$n^P = -\operatorname{div}(\mathbf{P}), \quad \mathbf{J}^P = \partial_t \mathbf{P} + \mathbf{v} \operatorname{div} \mathbf{P} + \operatorname{curl} \mathbf{M}, \quad (3.18a)$$

$$n_s^P = -\llbracket \mathbf{P} \rrbracket \cdot \boldsymbol{\nu}, \quad \mathbf{J}_s^P = \boldsymbol{\nu} \times \llbracket \mathbf{M} + \mathbf{v} \times \mathbf{P} \rrbracket. \quad (3.18b)$$

This introduction of the fields  $\mathbf{P}$  and  $\mathbf{M}$  differs from the classical textbook literature, where often microscopic models are used, e.g.  $\mathbf{P}$  is introduced by considering microscopic electric dipoles and  $\mathbf{M}$  is derived from microscopic circular currents. Then the polarization charge  $n^P$  and polarization currents  $\mathbf{J}^P$  are formally introduced to couple  $\mathbf{P}$  and  $\mathbf{M}$  to the Maxwell's equations, cf. [LL85, BS73, Mül85, Kov00, HP74, HvdVU06]. Our approach leads to the same relations between  $(n^P, \mathbf{J}^P)$  and  $(\mathbf{P}, \mathbf{M})$ , but it has the advantages that it is independent of any microscopic model and, most notably, its ability to transfer the concept of polarization and magnetization to the surface. The relation of the fields  $(\mathbf{P}, \mathbf{M})$  to  $(\mathbf{E}, \mathbf{B})$  is left to a subsequent material modeling.

For the later derivation of the constitutive equations it is useful to introduce the *magnetization*

$$\mathcal{M} = \mathbf{M} + \mathbf{v} \times \mathbf{P}. \quad (3.19)$$

### 3.3.2 Lorentz force and Joule heat

From the Maxwell's equations (3.12)–(3.13) two more balance equation can be derived: the balance of the electromagnetic momentum and the balance of the energy of the electromagnetic field.

**Balance of electromagnetic energy.** The electromagnetic energy density in the bulk is defined as  $\frac{1}{2}(\mathbf{E} \cdot \mathbf{D} + \mathbf{B} \cdot \mathbf{H})$ . From Maxwell's equations we get the balance equations, [Mül85, CA65]:

$$\frac{1}{2} \partial_t (\mathbf{E} \cdot \mathbf{D} + \mathbf{B} \cdot \mathbf{H}) + \operatorname{div}(\mathbf{E} \times \mathbf{H}) = - (n^e \mathbf{v} + \mathbf{J}^e) \cdot \mathbf{E}, \quad (3.20a)$$

$$-\llbracket \frac{1}{2} (\mathbf{E} \cdot \mathbf{D} + \mathbf{B} \cdot \mathbf{H}) v_s^\nu \rrbracket + \llbracket (\mathbf{E} \times \mathbf{H}) \cdot \boldsymbol{\nu} \rrbracket = - (n_s^e \mathbf{v}_s + \mathbf{J}_s^e) \cdot \bar{\mathbf{E}}. \quad (3.20b)$$

Here,  $\mathbf{E} \times \mathbf{H}$  is the *electromagnetic energy flux density* (Poynting vector) and  $(n^e \mathbf{v} + \mathbf{J}^e) \cdot \mathbf{E}$  is the energy gained by the matter due to the electromagnetic field. On the surface there is no additional electromagnetic surface energy density/flux implied by Maxwell's equations. Thus, the influxes from the bulk are solely balanced by the surface production  $(n_s^e \mathbf{v}_s + \mathbf{J}_s^e) \cdot \bar{\mathbf{E}}$ .

**Balance of electromagnetic momentum.** The electromagnetic momentum density is defined as  $\mathbf{D} \times \mathbf{B}$ . Maxwell's equations imply in bulk and surface the balances for electromagnetic momentum [Mül85, CA65]:

$$\partial_t(\mathbf{D} \times \mathbf{B}) - \operatorname{div}(\mathbf{H} \otimes \mathbf{B} + \mathbf{E} \otimes \mathbf{D} - \frac{1}{2}(\mathbf{H} \cdot \mathbf{B} + \mathbf{D} \cdot \mathbf{E})\mathbf{I}) = -n^e \mathbf{E} - (n^e \mathbf{v} + \mathbf{J}^e) \times \mathbf{B} \quad (3.21a)$$

$$-[[(\mathbf{D} \times \mathbf{B})v_\nu]] + [[\mathbf{H}B_\nu + \mathbf{E}D_\nu + \frac{1}{2}(\mathbf{H} \cdot \mathbf{B} + \mathbf{E} \cdot \mathbf{D})\nu]] = -n_s^e \bar{\mathbf{E}} - (n_s^e \mathbf{v} + \mathbf{J}_s^e) \times \bar{\mathbf{B}}. \quad (3.21b)$$

The electromagnetic momentum flux density  $(\mathbf{H} \otimes \mathbf{B} + \mathbf{E} \otimes \mathbf{D}) - \frac{1}{2}(\mathbf{H} \cdot \mathbf{B} + \mathbf{E} \cdot \mathbf{D})\mathbf{I}$  is called the *Maxwell stress tensor*. On the right hand sides of (3.21), the productions  $n^e \mathbf{E} + (n^e \mathbf{v} + \mathbf{J}^e) \times \mathbf{B}$  and  $n_s^e \bar{\mathbf{E}} + (n_s^e \mathbf{v} + \mathbf{J}_s^e) \times \bar{\mathbf{B}}$  define the force densities due to the electromagnetic field. Like before in (3.20), Maxwell's equations (3.12)–(3.13) do not imply surface momentum density/flux, such that the bulk influxes are balanced by the surface production.

**Identification of external forces.** We postulate that in the absence of gravitation, i.e. for  $\mathbf{f} = \mathbf{f}_s = 0$ , the total momentum  $\rho \mathbf{v} + (\mathbf{D} \times \mathbf{B})$  and the total energy  $\rho(u + \frac{1}{2}|\mathbf{v}|^2) + \frac{1}{2}(\mathbf{E} \cdot \mathbf{D} + \mathbf{B} \cdot \mathbf{H})$  of matter and electromagnetic field are conserved quantities, cf. [Mül85, CA65]. Then, the production in the balance equations of matter have to be canceled by the electromagnetic productions. This implies for the Lorentz force  $\mathbf{k}$ ,  $\mathbf{k}_s$  and the Joule heat  $\pi$ ,  $\pi_s$

$$\pi = (n^e \mathbf{v} + \mathbf{J}^e) \cdot \mathbf{E}, \quad \mathbf{k} = n^e \mathbf{E} + (n^e \mathbf{v} + \mathbf{J}^e) \times \mathbf{B}, \quad (3.22a)$$

$$\pi_s = (n_s^e \mathbf{v} + \mathbf{J}_s^e) \cdot \bar{\mathbf{E}}, \quad \mathbf{k}_s = n_s^e \bar{\mathbf{E}} + (n_s^e \mathbf{v} + \mathbf{J}_s^e) \times \bar{\mathbf{B}}. \quad (3.22b)$$

**Balance of total momentum.** The total momentum balance reads

$$\partial_t(\rho \mathbf{v} + \mathbf{D} \times \mathbf{B}) + \operatorname{div}(\rho \mathbf{v} \otimes \mathbf{v} - \Sigma) = \rho \mathbf{f}, \quad \text{in } \Omega^\pm, \quad (3.23a)$$

$$\partial_{t,\nu}(\rho v_s^i) + (\rho v_s^i v_\tau^\Delta - \sigma_s^{i\Delta})_{\|\Delta} - 2k_M v_\nu \rho v_s^i = \rho f_s^i - [[\rho v^i (v_\nu - v_\nu)_s - \Sigma^{ij} \nu_j]], \quad \text{on } S, \quad (3.23b)$$

where the total stress tensor consisting of Cauchy and Maxwell stress is given by

$$\Sigma = \sigma + \mathbf{H} \otimes \mathbf{B} + \mathbf{E} \otimes \mathbf{D} - \frac{1}{2}(\mathbf{H} \cdot \mathbf{B} + \mathbf{D} \cdot \mathbf{E})\mathbf{I}. \quad (3.24)$$

In equilibrium the total momentum balances reduces in the absence of the gravitational force to

$$\text{Equilibrium:} \quad \operatorname{div} \Sigma = 0, \quad [[\Sigma \nu]] = -\sigma_s^{i\Delta}. \quad (3.25)$$

In particular, if the surface stress vanishes, then the total stress is continuous at the surface. Therefore, one can only measure the total stress, but not separately the Cauchy stress or the Maxwell stress. This fact can be nicely studied in an experiment with two capacitor plates dipped into a liquid, cf. [BS73, Sect. 3.6].

**Balance of internal energy.** For the later exploitation of the entropy principle, we derive an appropriate form of the balance of internal energy. The internal energy balance is derived in three steps: First, the kinetic energy is eliminated in the energy balance (3.10) by means of the momentum balance (3.7). Second, the electromagnetic contributions is split into a free and polarization part. Third, the polarization current is replaced by using the identities for the polarization vector and Lorentz magnetization (3.18b).

$$\begin{aligned} \frac{\partial(\rho u + \mathcal{M} \cdot \mathbf{B})}{\partial t} + \operatorname{div}((\rho u + \mathcal{M} \cdot \mathbf{B})\mathbf{v} + \mathbf{q} + (\boldsymbol{\varepsilon} \times \mathcal{M})) \\ = \left( \boldsymbol{\sigma} + \mathcal{M} \otimes \mathbf{B} - \boldsymbol{\varepsilon} \otimes \mathbf{P} + (\boldsymbol{\varepsilon} \cdot \mathbf{P})\mathbf{1} \right) : \nabla \mathbf{v} \\ + \boldsymbol{\varepsilon} \cdot \mathbf{J}^F + \left( \frac{\partial \mathbf{P}}{\partial t} + (\mathbf{v} \cdot \nabla)\mathbf{P} \right) \cdot \boldsymbol{\varepsilon} + \left( \frac{\partial \mathcal{M}}{\partial t} + (\mathbf{v} \cdot \nabla)\mathcal{M} \right) \cdot \mathbf{B}, \end{aligned} \quad (3.26a)$$

$$\begin{aligned} \partial_{t,\nu}(\rho u) + (\rho u v_s^\Delta + q_s^\Delta)_{\parallel \Delta} - 2k_M v_s \rho u \\ = \sigma_s^{i\Delta} v_s^i_{\parallel \Delta} + (\bar{\mathbf{E}} + \mathbf{v} \times \bar{\mathbf{B}}) \cdot \mathbf{J}_s^F \\ - \left[ \left( u + \frac{1}{2} |\mathbf{v} - \mathbf{v}_s|^2 \right) \rho(v_\nu - v_s) - (\mathbf{v} - \mathbf{v}_s)^T \boldsymbol{\sigma} \boldsymbol{\nu} + (\mathbf{q} + \boldsymbol{\varepsilon} \times \mathcal{M}) \cdot \boldsymbol{\nu} \right] \\ + \left[ (\mathbf{P}(v_\nu - v_s) - P_\nu(\mathbf{v} - \mathbf{v}_s)) \cdot \boldsymbol{\varepsilon} \right] + (\mathbf{P} \times \mathbf{B}) \cdot (\mathbf{v} - \mathbf{v}_s)(v_\nu - v_s) \\ - \left[ (\mathbf{B}(v_\nu - v_s) - B_\nu(\mathbf{v} - \mathbf{v}_s)) \cdot \mathcal{M} \right]. \end{aligned} \quad (3.26b)$$

## 4 Symmetry principles for observer transformations

In this section we study changes of space and time coordinates of the observer frame of reference, shortly called observer transformations. Their application to the fields of thermodynamics and electrodynamics show diverse transformation properties leading to symmetry principles that particularly restrict the generality of the admissible constitutive functions.

In the previous Section, the equations of balance for matter, the conservation law of charge, the magnetic flux conservation and the Maxwell-Lorentz aether relations were formulated with respect to an *inertial frame* of reference. Time and spatial coordinates refer to an inertial frame if two conditions are met: 1. The mass center of a material body that is not subjected to external forces moves with constant (barycentric) velocity along a straight line, 2. The Maxwell-Lorentz aether relations hold.

**Symmetry principles.** The most fundamental symmetry principle is the *Principle of Relativity*. It restricts balance equations as well as constitutive equations by stating invariance with respect to arbitrary observer transformations. However, this principle can only be maintained if time and space and all involved equations are properly combined to four dimensional objects.

We will not touch the four dimensional case further and restrict ourselves to a less general symmetry principle suitable for the 1+3 dimensional case. In the following we introduce and exploit the *Galilean symmetry principle* stating invariance of the involved equations with respect to Galilean transformations. It is well known that the balance equations of matter (3.1)-(3.10) are invariant with respect to Galilean transformations. On the other hand, the Maxwell equations are invariant with respect to arbitrary transformations, including Galilean transformations as well. However, the 1+3 dimensional Maxwell-Lorentz aether relations are only invariant with respect to Lorentz transformations. Nevertheless, in the

limit of vanishing barycentric velocity, i.e.  $v/c \rightarrow 0$ , the Galilean transformation is a good approximation of the Lorentz transformation. But even in this case one should be aware that by applying the Galilean symmetry principle, important classical effects are ignored. Two examples are: 1. Galilean invariance is intimately linked to the conservation of mass in a chemical reaction, thus we cannot describe the case of atomic fusion in this setting. 2. The classical unipolar generator cannot be explained with models restricted by the Galilean symmetry principle. A relativistic explanation is needed. For the electrochemical applications we have in mind, these inconsistencies between the Maxwell-Lorentz aether relations and the Galilean symmetry principle are not relevant and are not further discussed here.

Finally, we mention the *Euclidean transformation*, which is another classical transformation that generalizes the Galilean transformation. For these transformation, often invariance is proposed with respect to constitutive functions only, and the corresponding symmetry principle is called *material frame indifference*. In this paper, we do not consider that concept any further.

In summary we may say that the general essentials of symmetry principles for observer transformation consist of three steps: (i) We choose a class of space-time transformation. (ii) We investigate the transformation properties of the involved quantities under that transformation. (iii) We propose a corresponding symmetry principle stating invariance of certain equations, for example invariance of the constitutive equations.

**Galilean symmetry principle.** For a Galilean transformation, the transformed coordinates are given by

$$\bar{t} = t, \quad \bar{\mathbf{x}} = \mathbf{O}\mathbf{x} - \mathbf{W}t \quad \text{with} \quad \mathbf{O}^T \mathbf{O} = \mathbf{I}, \quad (4.1)$$

where the orthogonal matrix  $\mathbf{O}$  and the velocity  $\mathbf{W}$  are time independent.

We now introduce the *principle of Galilean symmetry* that states: The equations of balance for matter, Maxwell's equations and the constitutive functions must be invariant with respect to the Galilean transformation (4.1).

The fields  $T_{i_1, i_2, \dots, i_N}$  are identified as the components of a Galilean tensor (of rank  $N$ ) if they transform under Galilean transformations according to

$$\bar{T}^{i_1, i_2, \dots, i_N} = \det(\mathbf{O})^p O_{i_1 j_1} O_{i_2 j_2} \dots O_{i_N j_N} T^{j_1, j_2, \dots, j_N}. \quad (4.2)$$

For  $p = 1$ ,  $\mathbf{T}$  is called an *axial Galilean tensor* while  $p = 0$  indicates an *absolute Galilean tensor*. The special cases  $N = 0, 1$  refer to Galilean scalars and Galilean vectors, respectively.

**Classification of the involved fields.** For the velocity, the deformation and the tangential vectors of the surface it is possible to derive the transformation properties with respect to Galilean transformations as

$$\mathbf{v}, \mathbf{v}_s, \mathbf{F}, \boldsymbol{\tau}_\Delta \quad \text{absolute vectors} \quad (4.3a)$$

$$\nabla \mathbf{v} + (\nabla \mathbf{v})^T \quad \text{absolute tensor} \quad (4.3b)$$

Next we classify the involved fields in the balance equations for matter, such that these remain invariant under Galilean transformations.

$$\rho_\alpha, \rho_\alpha, \rho u, \rho u, R^k, R^k \quad \text{absolute scalars} \quad (4.4a)$$

$$\mathbf{J}_\alpha, \mathbf{J}_\alpha, \mathbf{q}, \mathbf{q} \quad \text{absolute vectors} \quad (4.4b)$$

$$\boldsymbol{\sigma}, \boldsymbol{\Sigma} \quad \text{absolute tensor} \quad (4.4c)$$

In the four dimensional formulation Maxwell's equations are invariant under arbitrary observer transformation. From this the transformation properties of the electromagnetic fields in the 1+3 dimensional setting can be derived. The electromagnetic fields  $\mathbf{E}$ ,  $\mathbf{H}$  and  $\mathbf{M}$  are not vectors under a Galilean transformation, but specific combinations of this,

$$n^e, n_s^e \quad \text{absolute scalars} \quad (4.5a)$$

$$\mathbf{J}^e, \mathbf{J}_s^e, (\mathbf{E} + \mathbf{v} \times \mathbf{B}), (\mathbf{E} + \mathbf{v} \times \mathbf{B}), \mathbf{D}, \mathbf{P} \quad \text{absolute vectors} \quad (4.5b)$$

$$\mathbf{B}, (\mathbf{H} - \mathbf{v} \times \mathbf{D}), (\mathbf{H} - \mathbf{v} \times \mathbf{D}), (\mathbf{M} + \mathbf{v} \times \mathbf{P}), (\mathbf{M} + \mathbf{v} \times \mathbf{P}) \quad \text{axial vectors} \quad (4.5c)$$

## 5 The entropy principle

The system of balance equations from Sect. 3 has to be closed by constitutive equations in the bulk and on the surface. The – thus far undetermined – constitutive quantities are the partial mass fluxes  $\mathbf{J}_\alpha, \mathbf{J}_\alpha$ , reaction rates  $R^k, R_s^k$ , heat fluxes  $\mathbf{q}, \mathbf{q}$  stress tensors  $\boldsymbol{\sigma}, \boldsymbol{S}$ , polarization  $\mathbf{P}$  and magnetization  $\mathbf{M}$ . The constitutive equations are not uniquely determined, but they are restricted by the second law of thermodynamics, which is here expressed in terms of the entropy principle, and the principle of Galilean symmetry. We here follow the strictly axiomatic approach of [BD15] where also slightly different forms in the literature are reviewed, cf. e.g. [MR59, dM84, Mül68, Mül85]. The formulation of the entropy principle is largely analogous in the bulk and on the surface, and therefore done simultaneously.

### 5.1 Formulation of the entropy principle

The entropy principle consist of five axioms, of which the first part consisting of the axiom I–III is universal, i.e. independent of the considered material. The second part with the axioms IV–V is material dependent, although in a very general and abstract way, because an appropriate set of independent variables has to be chosen for the considered material. Here, we consider elastic, viscous, magnetizable, polarizable, heat conducting and reactive mixtures.

#### The entropy principle

- I. The entropy densities  $\rho\eta, \rho\eta$ , entropy fluxes  $\phi, \phi$  and entropy productions  $\xi, \xi$  satisfy the

balance equations

$$\partial_t \rho \eta + \operatorname{div}(\rho \eta \mathbf{v} + \boldsymbol{\phi}) = \xi, \quad (5.1a)$$

$$\partial_{t,\nu}(\rho \eta) + (\rho \eta v_\tau^\Delta + \phi_\tau^\Delta)_{\|\Delta} - 2k_M v_\nu \rho \eta = \xi - \llbracket \rho \eta (v_\nu - v_\nu) + \phi_\nu \rrbracket. \quad (5.1b)$$

II.  $\rho \eta$ ,  $\rho \eta$  and  $\xi$ ,  $\xi$  are absolute scalars and  $\boldsymbol{\phi}$ ,  $\boldsymbol{\phi}$  are absolute vectors with respect to Galilean transformations.

III. The entropy productions  $\xi$ ,  $\xi$  satisfy

(i) the entropy productions  $\xi$ ,  $\xi$  are *non-negative* for each solution of the balance equations and Maxwell's equations.

(ii) the entropy productions have a representation as the sum of binary products

$$0 \leq \xi = \sum_A N_A P_A, \quad 0 \leq \xi = \sum_A N_A P_A. \quad (5.2)$$

The factors of each product are either scalars, vectors or tensors with respect to Galilean transformations. Each product  $N_A P_A$  resp.  $N_A P_A$  can be associated with exactly one dissipation mechanism.

(iii) The entropy productions vanish in equilibrium.

IV. The entropy densities  $\rho \eta$ ,  $\rho \eta$  have representations as concave functions  $\rho \tilde{\eta}$ ,  $\rho \tilde{\eta}$  of the independent variables<sup>6</sup>. For elastic, viscous, magnetizable, polarizable, heat conducting and reactive mixtures the independent variables are  $\rho u + \boldsymbol{\mathcal{M}} \cdot \mathbf{B}$ ,  $(\rho_\alpha)_{\alpha \in \mathcal{I}}$ ,  $\mathbf{F}^{\text{uni}}$ ,  $\mathbf{P}$ ,  $\boldsymbol{\mathcal{M}}$  in the bulk and  $\rho u$ ,  $(\rho_\alpha)_{\alpha \in \mathcal{I}_S}$ ,  $\boldsymbol{\tau}_1^{\text{uni}}$ ,  $\boldsymbol{\tau}_2^{\text{uni}}$  on the surface

$$\rho \eta = \rho \tilde{\eta}(\rho u + \boldsymbol{\mathcal{M}} \cdot \mathbf{B}, (\rho_\alpha)_{\alpha \in \mathcal{I}}, \mathbf{F}^{\text{uni}}, \mathbf{P}, \boldsymbol{\mathcal{M}}), \quad (5.3a)$$

$$\rho \eta = \rho \tilde{\eta}(\rho u, (\rho_\alpha)_{\alpha \in \mathcal{I}_S}, \boldsymbol{\tau}_1^{\text{uni}}, \boldsymbol{\tau}_2^{\text{uni}}). \quad (5.3b)$$

V. The (absolute) temperature  $T$ ,  $T$  and the chemical potentials  $\mu_\alpha$ ,  $\mu_\alpha$  are defined as

$$\frac{1}{T} = \frac{\partial \rho \tilde{\eta}}{\partial (\rho u + \boldsymbol{\mathcal{M}} \cdot \mathbf{B})}, \quad \frac{\mu_\alpha}{T} = -\frac{\partial \rho \tilde{\eta}}{\partial \rho_\alpha}, \quad (5.4a)$$

$$\frac{1}{T} = \frac{\partial \rho \tilde{\eta}}{\partial \rho u}, \quad \frac{\mu_\alpha}{T} = -\frac{\partial \rho \tilde{\eta}}{\partial \rho_\alpha}. \quad (5.4b)$$

**Remarks.** Axiom IV contains a specific set of variables. The entropy principle can be formulated with different sets of variables as well, and these different choices will in general lead to different constitutive equations. In particular, we assume that the bulk entropy density depends on the internal energy  $\rho u + \boldsymbol{\mathcal{M}} \cdot \mathbf{B}$  instead of  $\rho u$ . This internal energy allows us to derive a entropy production, which

<sup>6</sup>Fields are independent if there exists no algebraic relation between them, which can be derived from the balance equations itself.



satisfies Axiom III in particular the representation (5.2). Other different choices for the internal energy that allow a respective formulation of an according formulation of the entropy principle can be found in [HvdVU06]. In Sec. 6.4 we show that not every choice of constitutive functions, that satisfies Axiom III, automatically admits relaxation to the equilibrium.

Axiom IV requires that the set variables for the entropy densities are independent of each other. This is not the case for the deformation gradients and the tangential vectors, since the mass balances (3.4) are solved by<sup>7</sup>

$$\rho = \frac{\rho^{ref}}{\det(\mathbf{F})}, \quad \rho_s = \frac{\rho_s^{ref}}{\sqrt{\det(\mathbf{g})}}, \quad (5.5)$$

where  $\rho^{ref}$ ,  $\rho_s^{ref}$  are time-independent constants. Therefore, the deformation gradients and tangential vectors can not be used and they are replaced by their unimodular counterparts.

There is a difference between the constitutive equations of the entropy density for bulk and surface. For the fields  $\mathbf{P}$  and  $\mathbf{M}$  in the bulk, there are no according counterparts on the surface in our approach. An extension of the theory seems to be possible. For instance in [ABV80], surface polarization and magnetization are derived from the bulk Maxwell's equation by integration over a singularity and thus for each bulk quantity there exists a corresponding surface quantity. While in our approach  $\mathbf{P}$  and  $\mathbf{M}$  are introduced as a particular formal solution of the balance equation for polarization charge, there may be a further formal solution of the surface balance equation that allows the introduction of surface polarization vector and surface magnetization. Although we did not introduce a surface polarization vector or surface magnetization, there exists surface polarization charge  $n_s^P$  and surface flux densities  $\mathbf{J}_s^P$  due to polarization and magnetization, cf. (3.18b).

## 5.2 Exploitation of the entropy principle – general approach

The general strategy for the design of constitutive relations can be outlined in a material independent way. Using only the structure (5.2) of the entropy production, we derive thermodynamic consistent constitutive equations from either linear or non-linear relations between the factors  $N_A$  and  $P_A$ , such that the entropy production is non-negative.

For the ease of presentation, we restrict ourselves to the case that the factors of each binary product are scalars. A generalization to vectors and tensors can easily be done.

**Linear relations.** To account for cross effects, we consider a regular matrix  $M$  and set  $Q = M^{-1}$ . Then, the entropy production (5.2) is rewritten as

$$0 \leq \xi = \sum_A N_A P_A = \sum_{A,B,C} (N_A Q_{AB})(M_{BC} P_C). \quad (5.6)$$

To have  $\sum_A N_A Q_{AB}$  proportional to  $\sum_C M_{BC} P_C$ , we choose positive phenomenological coefficients  $L_B > 0$  and set

$$K = M^T \text{diag}(L_B) M \quad \text{and} \quad N_A = \sum_C K_{AC} P_C, \quad (5.7)$$

<sup>7</sup>Relation (5.5)<sub>right</sub> only solves the surface mass balance in the absence of total mass flux from the bulk, i.e.  $[\rho(\mathbf{v} - \mathbf{v}_s)] = 0$ .

where the coefficient matrix  $K$  is symmetric and positive definite by construction. The coefficients of the matrix  $M$  and  $L_B$  in general may be functions of the independent variables as long as absolute scalars with respect to Galilean transformations. We want to stress here, that the entropy principle provides no information about this dependencies on the independent variables apart from the requirements that  $L_B \geq 0$  and  $M$  regular. Instead, theories of different nature are needed to derive this functional dependencies.

**Non-linear relations.** Another possibility to derive thermodynamically consistent relations based on (5.6) is

$$N_A = - \sum_B M_{BA} L_B \left( 1 - \exp \left( K_B \sum_C M_{BC} P_C \right) \right), \quad (5.8)$$

where the phenomenological coefficients  $L_B$  and  $K_B$  are positive. For a system close to equilibrium, such that  $0 \leq |K_B \sum_C M_{BC} P_C| \ll 1$ , the exponential function in (5.8) may be linearized and the non-linear closure relations (5.8) then approach the linear ones in (5.7).

**Galilean symmetry principle.** The constitutive relations that result from the above closure relations automatically satisfy the Galilean symmetry principle, since the factors of the binary products are scalars, vectors or tensors with respected to Galilean transformations according Axiom III (ii) and for the phenomenological coefficients only absolute scalars according to Sect. 4 are chosen.

**Remark on cross diffusion and symmetry of the phenomenological coefficient matrix.** The well known Onsager-Casimir reciprocal relations postulate the symmetry of the matrix  $K$  that appears in (5.7). They are motivated by experimental observations of thermo-electrical effects by Thomson [Tho82, pp. 237-241] and have been proven for systems of ordinary differential equations describing homogeneous processes in a statistical mechanics by Onsager and Casimir [Ons31a, Ons31b, Cas45, MR59].

By the construction based on the matrix  $M$ , the symmetry of  $K$  is automatically guaranteed. Moreover, the introduction of  $M$  in (5.6) allows in a very simple way the realization of cross effects in the non-linear case. However, one should note that as long as the factors  $N_A$  and  $P_A$  have not been specified, it is also possible to construct in an analogous manner to (5.7) different linear closure relations such that the coefficient matrix is positive definite, but anti-symmetric(!), cf. [BD15]. There, the concept of parity is introduced to solve these problems by further characterization of the factors  $N_A$  and  $P_A$ . If the quantities  $N_A$  exclusively consists of objects with physical units containing uneven powers of the time unit and all objects of  $P_A$  have units with even power the second, then we have symmetry of  $K$  by our construction. Now it is easy to observe that an exchange of some  $N_A$  objects with  $P_A$  objects then yields antisymmetry of  $K$ .

## 6 Constitutive equations for magnetizable, polarizable, viscous and reactive mixtures

### 6.1 Constitutive relations for the bulk

To derive the bulk constitutive equations for the mass fluxes  $\mathbf{J}_\alpha$ , reaction rates  $R^k$ , heat flux  $\mathbf{q}$ , stress tensor  $\boldsymbol{\sigma}$ , polarization  $\mathbf{P}$  and magnetization  $\mathcal{M}$ , we first identify the entropy production. To do so, we insert the entropy density (5.3a) into the entropy balance (5.1 a) and apply the chain rule of differentiation. Then, the occurring time derivatives are substituted by means of the balance equations, where in particular we apply the balance of the internal energy (3.26a), see Sect. 3.3.2. At this stage, it is still possible to rearrange the terms in several ways. Once the entropy flux is fixed, the entropy production is uniquely determined. In order to get the structure (5.2) we choose

$$\phi = \frac{\mathbf{q} + \boldsymbol{\mathcal{E}} \times \mathcal{M}}{T} - \sum_{\alpha \in \mathcal{I}} \frac{\mu_\alpha}{T} \mathbf{J}_\alpha. \quad (6.1)$$

Other constitutive equations for the entropy flux different from (6.1) can be admissible as well. In general such alternative choices will lead to different constitutive equation for the entropy production. For a discussion of alternative choices of the electro magnetic contributions to the entropy density, we refer to Sect. 6.4 and in [DG17] a non-trivial example of generalized entropy fluxes in the context of viscous Cahn-Hilliard equations is discussed.

With the choice of (6.1), the entropy production is given by a sum of six binary products. We can identify six dissipation mechanism related to their specific entropy production: shear viscosity  $\xi_{SV}$ , volume viscosity  $\xi_{VV}$ , (bulk-)reactions  $\xi_R$ , thermodiffusion  $\xi_{TD}$ , polarization  $\xi_P$  and magnetization  $\xi_M$ . The entropy production is then given by the constitutive equation

$$\begin{aligned} \xi = & \underbrace{\frac{1}{T} (\boldsymbol{\mathcal{T}} - \frac{1}{3} \text{trace}(\boldsymbol{\mathcal{T}}) \mathbf{1}) : (\boldsymbol{\mathcal{D}} - \frac{1}{3} \text{trace}(\boldsymbol{\mathcal{D}}) \mathbf{1})}_{=\xi_{SV}} + \underbrace{\frac{1}{3T} \text{trace}(\boldsymbol{\mathcal{T}}) \text{trace}(\boldsymbol{\mathcal{D}})}_{\xi_{VV}} \\ & + \underbrace{\frac{1}{T} \sum_{k=1}^M \left( - \sum_{\alpha \in \mathcal{I}} \gamma_\alpha^k m_\alpha \mu_\alpha \right) R^k}_{\xi_R} \\ & + \underbrace{\left( \mathbf{q} + (\boldsymbol{\mathcal{E}} \times \mathcal{M}) \right) \cdot \nabla \left( \frac{1}{T} \right) - \sum_{\alpha \in \mathcal{I} \setminus \{A_0\}} \mathbf{J}_\alpha \cdot \left( \nabla \left( \frac{\mu_\alpha}{T} - \frac{\mu_0}{T} \right) - \frac{1}{T} \left( \frac{z_\alpha e_0}{m_\alpha} - \frac{z_0 e_0}{m_0} \right) \boldsymbol{\mathcal{E}} \right)}_{=\xi_{TD}} \\ & + \underbrace{\left( \frac{\partial \rho \tilde{\eta}}{\partial \mathbf{P}} + \frac{1}{T} \boldsymbol{\mathcal{E}} \right) \cdot \left( \partial_t \mathbf{P} + (\mathbf{v} \cdot \nabla) \mathbf{P} - \frac{1}{2} (\nabla \mathbf{v} - \nabla \mathbf{v}^T) \mathbf{P} \right)}_{\xi_P} \\ & + \underbrace{\left( \frac{\partial \rho \tilde{\eta}}{\partial \mathcal{M}} + \frac{1}{T} \mathbf{B} \right) \cdot \left( \partial_t \mathcal{M} + (\mathbf{v} \cdot \nabla) \mathcal{M} - \frac{1}{2} (\nabla \mathbf{v} - \nabla \mathbf{v}^T) \mathcal{M} \right)}_{\xi_M}. \end{aligned} \quad (6.2)$$

Here we defined

$$\mathcal{T} = \boldsymbol{\sigma} + \frac{T}{2} \left( \frac{\partial \rho \tilde{\eta}}{\partial \mathbf{F}^{\text{uni}}} \mathbf{F}^{\text{uni}} + (\mathbf{F}^{\text{uni}})^T \frac{\partial \rho \tilde{\eta}}{\partial \mathbf{F}^{\text{uni}}} \right) - \left( \rho u - T \rho \tilde{\eta} - \sum_{\alpha \in \mathcal{I}} \rho_{\alpha} \mu_{\alpha} + \frac{T}{3} \text{trace} \left( \frac{\partial \rho \tilde{\eta}}{\partial \mathbf{F}^{\text{uni}}} \mathbf{F}^{\text{uni}} \right) \right) \mathbf{1} \\ + \frac{1}{2} (\mathcal{M} \otimes \mathbf{B} + \mathbf{B} \otimes \mathcal{M}) - \frac{1}{2} (\boldsymbol{\mathcal{E}} \otimes \mathbf{P} + \mathbf{P} \otimes \boldsymbol{\mathcal{E}}) - (\boldsymbol{\mathcal{E}} \cdot \mathbf{P} + \mathcal{M} \cdot \mathbf{B}) \mathbf{1}, \quad (6.3)$$

$$\mathcal{D} = \frac{1}{2} (\nabla \mathbf{v} + \nabla \mathbf{v}^T). \quad (6.4)$$

In the derivation of the entropy production we used the constraint (3.3a) to eliminate the flux of the species  $A_0$ , such that only linearly independent mass fluxes appear in the entropy production. Moreover we used a symmetry condition which originates from the transformation properties of the thermodynamic fields, cf. Appx. B,

$$\frac{\partial \rho \tilde{\eta}}{\partial F_{ik}^{\text{uni}}} F_{jk}^{\text{uni}} + \frac{\partial \rho \tilde{\eta}}{\partial \mathcal{M}^i} \mathcal{M}^j + \frac{\partial \rho \tilde{\eta}}{\partial P^i} P^j = \frac{\partial \rho \tilde{\eta}}{\partial F_{jk}^{\text{uni}}} F_{ik}^{\text{uni}} + \frac{\partial \rho \tilde{\eta}}{\partial \mathcal{M}^j} \mathcal{M}^i + \frac{\partial \rho \tilde{\eta}}{\partial P^j} P^i \quad \text{for } i, j = 1, 2, 3. \quad (6.5)$$

Furthermore the binary products of the entropy production (6.3) are formulated such that the transformation properties required by Axiom III (ii) are guaranteed.

The binary product due to shear viscosity is formulated in such a way that the matrices are symmetrically. Thus, the anti-symmetric part of  $(\boldsymbol{\mathcal{E}} \otimes \mathbf{P}) \nabla \mathbf{v}$  and  $(\mathcal{M} \otimes \mathbf{B}) \nabla \mathbf{v}$  is shifted to the entropy production of polarization and magnetization, respectively.

To derive constitutive equations from (6.2), we combine the approaches of Sect. 5.2. In general, the different dissipation mechanism can be coupled, e.g. volume viscosity can be coupled with bulk reactions. To reduce the complexity of the constitutive equations, we only consider cross effects related to thermodiffusion.

**Thermodiffusion.** For the mass fluxes, we choose a linear relation with cross effects, viz.

$$\mathbf{q} + (\boldsymbol{\mathcal{E}} \times \mathcal{M}) = -\frac{\kappa}{T^2} \nabla T - \sum_{\beta \in \mathcal{I} \setminus \{A_0\}} L_{\beta} \left( \nabla \left( \frac{\mu_{\beta}}{T} - \frac{\mu_0}{T} \right) - \frac{1}{T} \left( \frac{z_{\beta} e_0}{m_{\beta}} - \frac{z_0 e_0}{m_0} \right) \boldsymbol{\mathcal{E}} \right), \quad (6.6)$$

$$\mathbf{J}_{\alpha} = -\frac{L_{\alpha}}{T^2} \nabla T - \sum_{\beta \in \mathcal{I} \setminus \{A_0\}} M_{\alpha\beta} \left( \nabla \left( \frac{\mu_{\beta}}{T} - \frac{\mu_0}{T} \right) - \frac{1}{T} \left( \frac{z_{\beta} e_0}{m_{\beta}} - \frac{z_0 e_0}{m_0} \right) \boldsymbol{\mathcal{E}} \right) \\ \alpha \in \mathcal{I} \setminus \{A_0\}. \quad (6.7)$$

The coefficient matrix  $\begin{pmatrix} \kappa & L \\ L^T & M \end{pmatrix}$  is symmetric and positive definite. In particular, the heat conductivity  $\kappa$  and the mobility matrix  $M$  are symmetric and positive definite.

**Reactions.** For chemical reactions, often an exponential Arrhenius-type dependence on the temperature and some activation energy is expected. Therefore, we choose a non-linear relation for the chemical reactions,

$$R^k = R_0^k \left( 1 - \exp \left( \frac{A^k}{k_B T} \sum_{\alpha \in \mathcal{I}} \gamma_{\alpha}^k m_{\alpha} \mu_{\alpha} \right) \right) \quad \text{for } k \in \{1, \dots, M\}, \quad (6.8)$$

with positive coefficients  $A^k, R_0^k$ . For simplicity, we neglected cross effects between the different reactions.

**Viscosity.** We choose linear relations for the volume viscosity and for the shear viscosity, viz.

$$\frac{1}{3} \text{trace}(\mathcal{T}) = \left(\lambda + \frac{2}{3}\eta\right) \text{trace}(\mathcal{D}), \quad (6.9a)$$

$$\mathcal{T} - \frac{1}{3} \text{trace}(\mathcal{T})\mathbf{1} = 2\eta(\mathcal{D} - \frac{1}{3} \text{trace}(\mathcal{D})\mathbf{1}), \quad (6.9b)$$

where the phenomenological coefficients satisfy  $(\lambda + \frac{2}{3}\eta) > 0$  and  $\eta > 0$ . The constitutive equations (6.9a) and (6.9b) imply a constitutive equation for the symmetric stress tensor  $\boldsymbol{\sigma}$ , viz.

$$\begin{aligned} \boldsymbol{\sigma} = & -\frac{T}{2} \left( \frac{\partial \rho \tilde{\eta}}{\partial \mathbf{F}^{\text{uni}}} \mathbf{F}^{\text{uni}} + (\mathbf{F}^{\text{uni}})^T \frac{\partial \rho \tilde{\eta}}{\partial \mathbf{F}^{\text{uni}}} \right) + \left( \rho u - T \rho \tilde{\eta} - \sum_{\alpha \in \mathcal{I}} \rho_{\alpha} \mu_{\alpha} + \frac{T}{3} \text{trace} \left( \frac{\partial \rho \tilde{\eta}}{\partial \mathbf{F}^{\text{uni}}} \mathbf{F}^{\text{uni}} \right) \right) \mathbf{1} \\ & + \frac{1}{2} (\boldsymbol{\mathcal{E}} \otimes \mathbf{P} + \mathbf{P} \otimes \boldsymbol{\mathcal{E}}) - \frac{1}{2} (\boldsymbol{\mathcal{M}} \otimes \mathbf{B} + \mathbf{B} \otimes \boldsymbol{\mathcal{M}}) - (\boldsymbol{\mathcal{E}} \cdot \mathbf{P} - \boldsymbol{\mathcal{M}} \cdot \mathbf{B}) \mathbf{1} \\ & + \lambda \text{div}(\mathbf{v}) \mathbf{1} + \eta (\nabla \mathbf{v} + (\nabla \mathbf{v})^T). \end{aligned} \quad (6.10)$$

**Polarization and magnetization.** For the vector of polarization  $\mathbf{P}$  and the magnetization  $\boldsymbol{\mathcal{M}}$  we choose linear relations without cross effects,

$$\frac{\tau^P}{\varepsilon_0} \left( \partial_t \mathbf{P} + (\nabla \mathbf{P}) \mathbf{v} - \frac{1}{2} (\nabla \mathbf{v} - \nabla \mathbf{v}^T) \mathbf{P} \right) = T \frac{\partial \rho \tilde{\eta}}{\partial \mathbf{P}} + \boldsymbol{\mathcal{E}}, \quad (6.11)$$

$$\tau^M \mu_0 \left( \partial_t \boldsymbol{\mathcal{M}} + (\nabla \boldsymbol{\mathcal{M}}) \mathbf{v} - \frac{1}{2} (\nabla \mathbf{v} - \nabla \mathbf{v}^T) \boldsymbol{\mathcal{M}} \right) = T \frac{\partial \rho \tilde{\eta}}{\partial \boldsymbol{\mathcal{M}}} + \mathbf{B}. \quad (6.12)$$

Here, the phenomenological coefficients  $\tau^P > 0$  and  $\tau^M > 0$  are the relaxation times of polarization and magnetization.

## 6.2 Constitutive relations for the surface

The exploitation of the entropy principle for the surface is analogous to the bulk. On the surface, we have to determine the heat flux  $\mathbf{q}_s$ , mass fluxes  $\mathbf{J}_{\alpha s}$ , the stress tensor  $\mathbf{S}$  and reaction rates  $R_s^k$ . Moreover, we have to determine the normal components of the heat flux  $q_{\nu}^{\pm}$ , of the mass fluxes  $J_{\nu, \alpha}^{\pm}$  and of the stress tensor  $\boldsymbol{\sigma}^{\pm} \cdot \boldsymbol{\nu}$ .

First, we substitute the entropy density (5.3b) into the entropy balance (5.1a) and choose the entropy flux in a way that allows for the structure (5.2) of the entropy production, viz.

$$\phi_s = \frac{\mathbf{q}_s}{T_s} - \sum_{\alpha \in \mathcal{I}_S} \frac{\mu_{\alpha}}{T_s} \mathbf{J}_{\alpha s}. \quad (6.13)$$

Then, we identify six dissipation mechanism: surface viscosity  $\xi_s^{\tau}$ , surface thermo-diffusion  $\xi_s^{\tau}$ , surface reactions  $\xi_s^R$ , heat transport normal to the surface  $\xi_s^{\nu}$ , mass transport normal to the surface

$\xi_{sMT}^\nu$ , viscosity normal to the surface  $\xi_s^\nu$ . The entropy production on the surface is then

$$\begin{aligned}
\xi_s &= \frac{1}{T_s} \left[ S^{\Gamma\Delta} + T_s \frac{\partial \rho \tilde{\eta}}{\partial \tau_{\Delta}^{\text{uni},i}} \tau_{\Sigma}^{\text{uni},i} g^{\Sigma\Gamma} - \left( \rho u - T_s \rho \tilde{\eta} - \sum_{\alpha \in \mathcal{I}_s} \mu_\alpha \rho_\alpha + \frac{1}{2} T_s \frac{\partial \rho \tilde{\eta}}{\partial \tau_{\Sigma}^{\text{uni},i}} \tau_{\Sigma}^{\text{uni},i} \right) g^{\Delta\Gamma} \right] \\
&\quad \cdot \underbrace{\left( \frac{1}{2} (g_{\Gamma\Lambda} v_{\tau\|\Delta}^\Lambda + g_{\Delta\Lambda} v_{\tau\|\Gamma}^\Lambda) - b_{\Gamma\Delta} v_\nu \right)}_{=\xi_s^\tau} \\
&\quad + \underbrace{q_s^\Delta \left( \frac{1}{T_s} \right)_{\|\Delta} - \sum_{\alpha \in \mathcal{I}_s \setminus \{A_0\}} J_{s\alpha,\tau}^\Delta \left( \left( \frac{\mu_\alpha}{T_s} - \frac{\mu_0}{T_s} \right)_{\|\Delta} - \frac{1}{T_s} \left( \frac{z_\alpha e_0}{m_\alpha} - \frac{z_0 e_0}{m_0} \right) g_{\Delta\Gamma} \left( \bar{\mathbf{E}} + \mathbf{v}_s \times \bar{\mathbf{B}} \right)_\tau^\Gamma \right)}_{=\xi_{sTD}^\tau} \\
&\quad - \underbrace{\frac{1}{T_s} \sum_{k=1}^{M_s} \left( \sum_{\beta \in \mathcal{I}_s} \gamma_\beta^k m_\beta \mu_\beta \right) R_s^k}_{\xi_{sR}} \\
&\quad + \underbrace{\left[ \left( q_\nu + (\boldsymbol{\varepsilon} \times \boldsymbol{\mathcal{M}})_\nu + (T_s \rho \tilde{\eta} + \sum_{\alpha \in \mathcal{I}} \mu_\alpha \rho_\alpha) (v_\nu - v_\nu) \right) \left( \frac{1}{T} - \frac{1}{T_s} \right) \right]}_{=\xi_{sH}^\nu} \\
&\quad - \underbrace{\left[ \sum_{\alpha \in \mathcal{I}^\pm \setminus \{A_{0\pm}\}} \left( J_{\alpha,\nu} + \rho_\alpha (v_\nu - v_\nu) \right) \left( \frac{1}{T} (\mu_\alpha - \mu_{0\pm}) - \frac{1}{T_s} (\mu_\alpha - \mu_{0\pm}) \right) \right]}_{=\xi_{sMT}^\nu} \\
&\quad + \frac{1}{T_s} \left[ (\mathbf{v} - \mathbf{v}_s)^T \left( \boldsymbol{\sigma} - \boldsymbol{\varepsilon} \otimes \mathbf{P} + \boldsymbol{\mathcal{M}} \otimes \mathbf{B} - \left( \rho u - T_s \rho \tilde{\eta} - \sum_{\alpha \in \mathcal{I}} \mu_\alpha \rho_\alpha - \boldsymbol{\varepsilon} \cdot \mathbf{P} + \boldsymbol{\mathcal{M}} \cdot \mathbf{B} \right) \mathbf{1} \right. \right. \\
&\quad \left. \left. + (\mathbf{P} \times \mathbf{B}) \otimes (\mathbf{v} - \mathbf{v}_s) - \left( \frac{1}{2} \rho |\mathbf{v}_s - \mathbf{v}|^2 + T_s \rho \left( \frac{\mu_{0\pm}}{T} - \frac{\mu_{0\pm}}{T_s} \right) \right) \mathbf{1} \right) \boldsymbol{\nu} \right] . \tag{6.14} \\
&\quad \underbrace{\hspace{10em}}_{=\xi_s^\nu}
\end{aligned}$$

As in the bulk, the entropy production is formulated such that the factors of the binary products are Galilean scalars, vectors or tensors, respectively. Furthermore the transformation properties of the thermodynamic fields restricts the entropy density, see Appx. B, and yields a symmetry condition,

$$\frac{\partial \rho \tilde{\eta}}{\partial \tau_{\Delta}^{\text{uni},i}} \tau_{\Sigma}^{\text{uni},i} g^{\Sigma\Gamma} = \frac{\partial \rho \tilde{\eta}}{\partial \tau_{\Gamma}^{\text{uni},i}} \tau_{\Sigma}^{\text{uni},i} g^{\Sigma\Delta} \quad \text{and} \quad \frac{\partial \rho \tilde{\eta}}{\partial \tau_{\Delta}^{\text{uni},i}} \nu^i = 0 . \tag{6.15}$$

The surface entropy production (6.14) shows some similarities to the bulk entropy production (5.8), but also some differences. While the bulk entropy production contains two dissipation mechanism due to polarization and magnetization, there are no similar contributions on the surface, because we restricted the constitutive functions  $\rho \tilde{\eta}$  on a singular surface to be independent of the electromagnetic fields.

Moreover, there are on the surface dissipation mechanism of different type: while the one class contains only fluxes that are tangential to the surface, the second class consists of those related to the fluxes normal to the surface. In general, it is possible to introduce cross effects between these two different classes, cf. [Bed86]. For simplicity, we do not discuss these kind of cross effects here.

**Thermo diffusion.** As in the bulk, we chose a linear relation with cross effects between the heat flux  $\mathbf{q}_s$  and the mass fluxes  $\mathbf{J}_s^\alpha$ ,

$$\begin{aligned} q_s^\Delta = & -\frac{\kappa_s}{T_s^2} g^{\Delta\Gamma}(T_s)_{\parallel\Gamma} \\ & - \sum_{\beta \in \mathcal{I}_S \setminus \{A_0\}} L_s^\beta \left[ g^{\Delta\Gamma} \left( \frac{\mu_\beta}{T_s} - \frac{\mu_0}{T_s} \right)_{\parallel\Gamma} - \frac{1}{T_s} \left( \frac{z_\beta e_0}{m_\beta} - \frac{z_0 e_0}{m_0} \right) \left( \bar{\mathbf{E}} + \mathbf{v}_s \times \bar{\mathbf{B}} \right)_\tau^\Delta \right], \end{aligned} \quad (6.16)$$

$$\begin{aligned} J_s^{\Delta, \alpha, \tau} = & -\frac{L_\alpha}{T_s^2} g^{\Delta\Gamma}(T_s)_{\parallel\Gamma} \\ & - \sum_{\beta \in \mathcal{I}_S \setminus \{A_0\}} M_s^{\alpha\beta} \left[ g^{\Delta\Gamma} \left( \frac{\mu_\beta}{T_s} - \frac{\mu_0}{T_s} \right)_{\parallel\Gamma} - \frac{1}{T_s} \left( \frac{z_\beta e_0}{m_\beta} - \frac{z_0 e_0}{m_0} \right) \left( \bar{\mathbf{E}} + \mathbf{v}_s \times \bar{\mathbf{B}} \right)_\tau^\Delta \right], \end{aligned} \quad (6.17)$$

for  $\alpha \in \mathcal{I}_S \setminus \{A_0\}$ . The phenomenological matrix  $\begin{pmatrix} \kappa_s & L_s \\ L_s^T & M_s \end{pmatrix}$  is symmetric and positive definite.

**Surface reactions.** The exponential form of the Butler-Volmer equations for the surface reaction rates, cf. e.g. [NTA04], suggests to apply the non-linear closure. Similar to the bulk and neglecting cross effects between the different reactions, we choose the exponential relations

$$R_s^k = R_0^k \left( 1 - \exp \left( \frac{A^k}{k_B T_s} \sum_{\alpha \in \mathcal{I}_S} \gamma_\alpha^k m_\alpha \mu_\alpha \right) \right) \quad \text{for } k \in \{1, \dots, M\}, \quad (6.18)$$

with positive phenomenological coefficients  $A_s^k, R_0^k$ .

**Surface viscosity.** In analogy to the bulk, we define the shorthand notation

$$\mathcal{T}_s^{\Delta\Gamma} = S^{\Gamma\Delta} + T_s \frac{\partial \rho \tilde{\eta}}{\partial \tau_{\Delta}^{\text{uni}, i}} \tau_{\Sigma}^{\text{uni}, i} g^{\Sigma\Gamma} - \left( \rho u - T_s \rho \tilde{\eta} - \sum_{\alpha \in \mathcal{I}_S} \mu_\alpha \rho_\alpha + \frac{1}{2} T_s \frac{\partial \rho \tilde{\eta}}{\partial \tau_{\Sigma}^{\text{uni}, i}} \tau_{\Sigma}^{\text{uni}, i} \right) g^{\Delta\Gamma}, \quad (6.19)$$

$$\mathcal{D}_{\Delta\Gamma} = \frac{1}{2} \left( g_{\Gamma\Lambda} v_{\tau\parallel\Delta}^\Lambda + g_{\Delta\Lambda} v_{\tau\parallel\Gamma}^\Lambda \right) - b_{\Gamma\Delta} v_\nu. \quad (6.20)$$

The linear closure yields for the trace and for the deviatoric part of the surface stress tensor  $\mathcal{T}_s$  the constitutive equations:

$$\frac{1}{2} \text{trace}(\mathcal{T}_s \mathbf{g}) = (\lambda_s + \eta_s) \text{trace}(\mathcal{D}_s \mathbf{g}^{-1}) \quad (6.21)$$

$$\mathcal{T}_s - \frac{1}{2} \text{trace}(\mathcal{T}_s \mathbf{g}) \mathbf{g}^{-1} = 2\eta_s \left( \mathbf{g}^{-1} \mathcal{D}_s \mathbf{g}^{-T} - \frac{1}{2} \text{trace}(\mathcal{D}_s \mathbf{g}^{-1}) \mathbf{g}^{-1} \right). \quad (6.22)$$

The phenomenological coefficients satisfy  $\lambda_s + \eta_s \geq 0$  and  $\eta_s \geq 0$ . Substituting the definition of  $\mathcal{T}_s$  into the constitutive equations (6.22) and (6.21) yields the constitutive equation for the symmetric surface

stress tensor:

$$S^{\Gamma\Delta} = -T \frac{\partial \rho \tilde{\eta}}{\partial \tau_{\Delta}^{\text{uni},i}} \tau_{\Sigma}^{\text{uni},i} g^{\Sigma\Gamma} + \left( \rho u - T \rho \tilde{\eta} - \sum_{\alpha \in \mathcal{I}_S} \mu_{\alpha} \rho_{\alpha} + \frac{1}{2} T \frac{\partial \rho \tilde{\eta}}{\partial \tau_{\Sigma}^{\text{uni},i}} \tau_{\Sigma}^{\text{uni},i} \right) g^{\Delta\Gamma} \\ + \frac{1}{2} (\lambda + \eta) \text{trace}(\mathcal{D}_s \mathbf{g}^{-1}) + 2\eta \left( \mathbf{g}^{-1} \mathcal{D}_s \mathbf{g}^{-T} - \frac{1}{2} \text{trace}(\mathcal{D}_s \mathbf{g}^{-1}) \mathbf{g}^{-1} \right). \quad (6.23)$$

**Mass flux and stress normal to the surface.** For the entropy contributions coming from the bulk, we choose the linear relations on  $S$

$$\left( q_{\nu} + (\mathcal{E} \times \mathcal{M})_{\nu} + (T \rho \tilde{\eta} + \sum_{\alpha \in \mathcal{I}} \mu_{\alpha} \rho_{\alpha}) (v_{\nu} - v_{\nu}) \right)^{\pm} = \pm \kappa_s^{\pm} \left( \frac{1}{T} - \frac{1}{T} \right)^{\pm}, \quad (6.24a)$$

$$\left( J_{\alpha,\nu} + \rho_{\alpha} (v_{\nu} - v_{\nu}) \right)^{\pm} = \mp M_s^{\pm} \left( \frac{1}{T} (\mu_{\alpha} - \mu_{0\pm}) - \frac{1}{T} (\mu_{\alpha} - \mu_{0\pm}) \right)^{\pm} \\ \text{for } \alpha \in \mathcal{I}^{\pm} \setminus \{A_{0\pm}\}. \quad (6.24b)$$

$$\left( \sigma^{ij} \nu_j g^{\Gamma\Delta} \tau_{\Gamma}^i - \mathcal{E}_{\tau}^{\Delta} P_{\nu} + \mathcal{M}_{\tau}^{\Delta} B_{\nu} + (\mathbf{P} \times \mathbf{B})_{\tau}^{\Delta} (v_{\nu} - v_{\nu}) \right)^{\pm} = \pm \eta_s^{\pm} (v_{\tau}^{\Delta} - v_{\tau}^{\Delta})^{\pm}, \quad (6.24c)$$

$$\left( \nu^T (\boldsymbol{\sigma} - \mathcal{E} \otimes \mathbf{P} + \mathcal{M} \otimes \mathbf{B}) \nu - \left( \rho u - T \rho \tilde{\eta} - \sum_{\alpha \in \mathcal{I}^{\pm}} \mu_{\alpha} \rho_{\alpha} - \mathcal{E}^k P^k + \mathcal{M}^k B^k \right) \right. \\ \left. + (\mathbf{P} \times \mathbf{B})_{\nu} (v_{\nu} - v_{\nu}) - \left( \frac{1}{2} \rho |v_s - v_s|^2 + T_s \rho \left( \frac{\mu_{0\pm}}{T} - \frac{\mu_{0\pm}}{T} \right) \right) \right)^{\pm} \\ = \pm \lambda_s^{\pm} \rho^{\pm} (\rho (v_{\nu} - v_{\nu}))^{\pm}. \quad (6.24d)$$

The coefficients  $\kappa_s^{\pm}$ ,  $\eta_s^{\pm}$  and  $\lambda_s^{\pm}$  are positive and the matrices  $M_s^{\pm}$  are symmetric and positive definite.

### 6.3 Remarks on the constitutive relations

**Comparison of bulk and surface equations.** Comparison of the constitutive equations for bulk and surface reveals that in the case of vanishing polarization and magnetization the bulk and surface equations have an analogous mathematical structure. The differences are due to the fact that we do not consider surface polarization and surface magnetization in constitutive equation (5.3b) for the surface entropy density. For vanishing polarization and magnetization, the electromagnetic field solely contributes to the mass flux and heat flux in form of the electromotive intensity  $\mathcal{E}$ . Although a contribution of the electromagnetic field to the surface mass fluxes, which results from the linear closure we applied here, has to be expected due to the symmetry properties between bulk and surface, it is not present in literature [Mül85, AB87, KB08].

**Free energy density.** The temperature  $T$  is a quantity of central interest in thermodynamics. It is here defined according to (5.4) as the derivative of the entropy density with respect to the internal



energy density. For the construction of constitutive equations it is often beneficial to use the temperature  $T$  resp.  $T_s$  as an independent variable, instead of the internal energy density. To replace the internal energy density as an independent variable by the temperature, the free energy density  $\rho\psi$  is introduced by means of Legendre transformation of the entropy density  $\rho\eta$ , viz.

$$\rho\psi = \rho u + \mathbf{M} \cdot \mathbf{B} - T\rho\eta, \quad \rho\psi = \rho u - T\rho\eta. \quad (6.25)$$

For the free energy density we thus have representations as functions of the temperature

$$\rho\psi = \rho\hat{\psi}(T, (\rho_\alpha)_{\alpha \in \mathcal{I}}, \mathbf{F}^{\text{uni}}, \mathbf{P}, \mathbf{M}), \quad \rho\psi = \rho\hat{\psi}(T, (\rho_\alpha)_{\alpha \in \mathcal{I}}, \boldsymbol{\tau}_1^{\text{uni}}, \boldsymbol{\tau}_2^{\text{uni}}). \quad (6.26)$$

Moreover, the Legendre transformation implies relations between the constitutive functions of the free energy density and the entropy density<sup>8</sup>:

$$\frac{\partial \rho\hat{\psi}}{\partial T} = -\rho\hat{\eta} \quad \text{and} \quad \frac{\partial \rho\hat{\psi}}{\partial X} = -\frac{1}{T} \frac{\partial \rho\hat{\eta}}{\partial X} \quad \text{for} \quad X \in \{(\rho_\alpha)_{\alpha \in \mathcal{I}} \cup \{\mathbf{F}^{\text{uni}}, \mathbf{P}, \mathbf{M}\}\}, \quad (6.27a)$$

$$\frac{\partial \rho\hat{\psi}}{\partial T_s} = -\rho\hat{\eta}_{s s} \quad \text{and} \quad \frac{\partial \rho\hat{\psi}}{\partial X_s} = -\frac{1}{T_s} \frac{\partial \rho\hat{\eta}}{\partial X_s} \quad \text{for} \quad X_s \in \{(\rho_\alpha)_{\alpha \in \mathcal{I}_s} \cup \{\boldsymbol{\tau}_1^{\text{uni}}, \boldsymbol{\tau}_2^{\text{uni}}\}\}. \quad (6.27b)$$

From the definition (6.25) and using the transformation properties (6.27) we get relations between the internal energy density and the free energy density:

$$\frac{\partial}{\partial T} \left( \frac{\rho\hat{\psi}}{T} \right) = -\frac{\rho\hat{u} + \mathbf{M} \cdot \mathbf{B}}{T^2}, \quad \frac{\partial}{\partial T_s} \left( \frac{\rho\hat{\psi}}{T_s} \right) = -\frac{\rho\hat{u}_{s s}}{T_s^2}. \quad (6.28)$$

**Pressure, surface tension and Gibbs-Duhem equation.** Further important thermodynamic quantities are the pressure  $p$  and the surface tension  $\gamma_s$ . Their definition is not unique and different approaches can be found in the literature, in particular in the presence of electromagnetic fields. Here, we define pressure and surface tension as the trace of the stress tensors, i.e.

$$p = -\frac{1}{3} \text{trace}(\boldsymbol{\sigma}), \quad \gamma_s = \frac{1}{2} \text{trace}(\mathbf{S} \mathbf{g}). \quad (6.29)$$

The constitutive equations (6.10) and (6.23) then imply that pressure and surface tension depend on deformation, viscosity, polarization and magnetization.

In the case of vanishing electromagnetic fields and vanishing viscosity, the constitutive equations for pressure and surface tension simplify to

$$p = -\rho\psi + \sum_{\alpha \in \mathcal{I}} \rho_\alpha \mu_\alpha, \quad \gamma_s = \rho\psi - \sum_{\alpha \in \mathcal{I}_s} \mu_\alpha \rho_\alpha. \quad (6.30)$$

These equations are the well known Gibbs-Duhem relation and its counterpart on the surface, cf. [dM84, Mül85]. If the velocities can be neglected, i.e.  $\mathbf{v} = 0$  and  $\mathbf{v}_s = 0$ , then the normal component of the surface momentum balance (3.7b) simplifies to the Young-Laplace equation

$$[[p]] = 2\gamma k_M, \quad (6.31)$$

where  $k_M = \frac{1}{2} b_{\Gamma\Delta} g^{\Gamma\Delta}$  is the mean curvature.

<sup>8</sup>  $\rho\hat{\eta}$  and  $\rho\hat{\eta}_{s s}$  here denote the constitutive functions depending on the temperature  $T$  respective  $T_s$ .

**Adsorption.** In chemistry an adsorption process is often described as a reaction that contributes to the mass production  $r_\alpha$  for  $\alpha \in \mathcal{I}_S$ . A similar approach is not possible in the context of electrothermodynamics, because the constitutive equations for the surface reactions can not directly couple bulk and surface species. Thus, adsorption of species is here determined by the constitutive equations (6.24d) and (6.24b) for the mass fluxes in normal direction onto the surface. The driving forces for the mass fluxes are the differences of chemical potentials between bulk and surface. The adsorption rate of a species  $A_\alpha$  is thus determined by a kinetic coefficient  $M_\alpha^\pm$  in (6.24b). If species  $A_\alpha$  is non-adsorbing, then  $M_\alpha^\pm = 0$ .

In addition, the total mass flux  $\rho(v_\nu - v_\nu)_s^\pm$  in normal direction onto the surface is determined by the constitutive equation (6.24d). In particular, it depends on the Cauchy stress tensor. Under the assumption that the viscosity in the bulk are small and the free energy density in the bulk is independent of the deformation gradient, i.e.  $\rho\psi = \rho\hat{\psi}(T, (\rho_\alpha)_{\alpha \in \mathcal{I}}, \mathbf{P}, \mathbf{M})$ , then (6.24d) simplifies to (due to (6.10) for  $\sigma$ )

$$\left( (\mathbf{P} \times \mathbf{B})_\nu (v_\nu - v_\nu)_s - \left( \frac{1}{2} \rho |v - v_s|^2 + T_s \rho \left( \frac{\mu_0}{T} - \frac{\mu_0}{T_s} \right) \right) \right)^\pm = \pm \lambda_s^\pm \rho^\pm (\rho (v_\nu - v_\nu)_s)^\pm. \quad (6.32)$$

If the electromagnetic contribution  $(\mathbf{P} \times \mathbf{B})_\nu (v_\nu - v_\nu)_s$  as well as kinetic contribution  $\frac{1}{2} \rho |v - v_s|^2$  vanishes, then the total mass flux is determined by the adsorption of species  $A_0$ .

## 6.4 Discussion on polarization and Debye-equation for dielectric relaxation

The constitutive equations of this section are consequences of the choice of the variables for the entropy density (5.3a). Various different sets of variables can be compatible with the axioms I-III of the entropy principle. In particular, the choice of  $\mathbf{P}$  and  $\mathbf{M}$  in (5.3a) is not mandatory, and using  $\mathcal{E}$  and  $\mathbf{B}$  instead might seem more natural.

In local equilibrium, i.e.  $\xi_P = 0$  and  $\xi_M = 0$ , there is no preference for either choice. The constitutive equations (6.11)–(6.12) then imply

$$\mathcal{E} = \frac{\partial \rho \tilde{\psi}}{\partial \mathbf{P}}, \quad \mathbf{B} = \frac{\partial \rho \tilde{\psi}}{\partial \mathbf{M}}. \quad (6.33)$$

By the Legendre transformation, variables  $(\mathbf{P}, \mathbf{M})$  can be replaced by  $(\mathcal{E}, \mathbf{B})$ , cf. e.g. the discussion of the different sets of variables in [HvdVU06].

**Relaxation.** The situation changes decisively in non-equilibrium. For simplicity, let us consider a system with only one species and two different constitutive functions for the entropy density

$$\rho\eta = \rho\tilde{\eta}^{PM}(\rho u + \mathbf{M} \cdot \mathbf{B}, \rho, \mathbf{P}, \mathbf{M}), \quad \rho\eta = \rho\tilde{\eta}^{EB}(\rho u - \mathcal{E} \cdot \mathbf{P}, \rho, \mathcal{E}, \mathbf{B}). \quad (6.34)$$

In each setting an according temperature is then defined as

$$\frac{1}{T^{PM}} = \frac{\partial \rho\tilde{\eta}^{PM}}{\partial \rho u + \mathbf{M} \cdot \mathbf{B}}, \quad \frac{1}{T^{EB}} = \frac{\partial \rho\tilde{\eta}^{EB}}{\partial \rho u - \mathcal{E} \cdot \mathbf{P}}. \quad (6.35)$$

The corresponding free energy densities that follow from (6.34) and (6.35) are

$$\rho\psi^{PM} := \rho u - T^{PM}\rho\tilde{\eta}^{PM} + \mathbf{M} \cdot \mathbf{B}, \quad \rho\psi^{\mathcal{E}B} := \rho u - T^{\mathcal{E}B}\rho\tilde{\eta}^{\mathcal{E}B} - \mathbf{P} \cdot \mathbf{E}. \quad (6.36)$$

This coincides with the cases a) and case c) in [HvdVU06, Sect. 3.3], if the internal energy density is defined as  $\rho u + \mathbf{M} \cdot \mathbf{B}$ , as we did in axiom IV of the entropy principle. The corresponding constitutive functions of the free energy densities are

$$\rho\psi^{PM} = \hat{\rho}\psi^{PM}(T^{PM}, \rho, \mathbf{P}, \mathbf{M}), \quad \rho\psi^{\mathcal{E}B} = \hat{\rho}\psi^{\mathcal{E}B}(T^{\mathcal{E}B}, \rho, \mathbf{E}, \mathbf{B}). \quad (6.37)$$

Then, exploitation of the entropy principle yields for the two cases the respective entropy productions due to polarization

$$\xi_P^{PM} = +\frac{1}{T^{PM}}\left(\mathbf{E} - \frac{\partial\rho\hat{\psi}^{PM}}{\partial\mathbf{P}}\right)\left(\partial_t\mathbf{P} + \nabla\mathbf{P}\mathbf{v} - \frac{1}{2}\mathbf{P}\left(\nabla\mathbf{v} - \nabla\mathbf{v}^T\right)\right), \quad (6.38a)$$

$$\xi_P^{\mathcal{E}B} = -\frac{1}{T^{\mathcal{E}B}}\left(\mathbf{P} + \frac{\partial\rho\hat{\psi}^{\mathcal{E}B}}{\partial\mathbf{E}}\right)\left(\partial_t\mathbf{E} + \nabla\mathbf{E}\mathbf{v} - \frac{1}{2}\mathbf{E}\left(\nabla\mathbf{v} - \nabla\mathbf{v}^T\right)\right). \quad (6.38b)$$

Both,  $\xi_P^{PM}$  and  $\xi_P^{\mathcal{E}B}$ , are compatible with the structure of (5.2) in the axiom III(ii). Comparing (6.38a) and (6.38b), we observe that upon an interchange of the variables  $\mathbf{P}$  and  $\mathbf{E}$  the two relations are almost identical. But, while the entropy production  $\xi_P^{PM}$  begins with a positive sign, there is a negative in  $\xi_P^{\mathcal{E}B}$ .

For further analysis, it is necessary to specify the dependence of free energy density on  $(\mathbf{P}, \mathbf{M})$  respective  $(\mathbf{E}, \mathbf{B})$ . We choose

$$\rho\psi^{PM} = \hat{\rho}\psi^{PM}(T^{PM}, \rho, \mathbf{M}) + \frac{1}{2\varepsilon_0\chi}|\mathbf{P}|^2, \quad \rho\psi^{\mathcal{E}B} = \hat{\rho}\psi^{\mathcal{E}B}(T^{\mathcal{E}B}, \rho, \mathbf{B}) - \frac{\varepsilon_0}{2}\chi|\mathbf{E}|^2, \quad (6.39)$$

with a constant electric susceptibility  $\chi$ . When now applying the linear closure to derive the constitutive equations, we get in the case of vanishing velocity, i.e.  $\mathbf{v} = 0$  the constitutive equations

$$\frac{1}{\varepsilon_0}\tau^{PM}\partial_t\mathbf{P} = +\left(\mathbf{E} - \frac{1}{\varepsilon_0\chi}\mathbf{P}\right), \quad (6.40a)$$

$$\varepsilon_0\tau^{\mathcal{E}B}\partial_t\mathbf{E} = -\left(\mathbf{P} - \varepsilon_0\chi\mathbf{E}\right). \quad (6.40b)$$

where the relaxations constants  $\tau^{PM}, \tau^{\mathcal{E}B} > 0$  are positive. We conclude from (6.38)

$$\mathbf{E} = \frac{\partial\rho\psi^{PM}}{\partial\mathbf{P}} \quad \text{and} \quad \mathbf{P} = -\frac{\partial\rho\psi^{\mathcal{E}B}}{\partial\mathbf{E}} \quad \text{in equilibrium,} \quad (6.41)$$

such that in both cases the polarization is proportional to the electro-motoric intensity, i.e.

$$\mathbf{P} = \varepsilon_0\chi\mathbf{E} \quad \text{in equilibrium.} \quad (6.42)$$

In non-equilibrium the situation is different. For simplicity let us assume that the magnetization is in local equilibrium, i.e.  $\xi_M = 0$ , and the free energy densities (6.37) are independent of  $\mathbf{M}$  and  $\mathbf{B}$  respectively. Under this simplification  $\mathbf{M} = 0$ ,  $\mathbf{B} = 0$  and  $\mathbf{E} = \mathbf{E}$ , and Maxwell's equations simplify to

$$\operatorname{div}(\varepsilon_0\mathbf{E} + \mathbf{P}) = 0, \quad \operatorname{curl}\mathbf{E} = 0. \quad (6.43)$$

Then, the divergence of the constitutive equations (6.40) simplify to

$$(6.40a) \ \& \ (6.43) \implies \quad \tau^{P\mathcal{M}} \partial_t \operatorname{div}(\mathbf{P}) = -(1 + \frac{1}{\chi}) \operatorname{div}(\mathbf{P}) , \quad (6.44a)$$

$$(6.40b) \ \& \ (6.43) \implies \quad \tau^{\mathcal{E}B} \partial_t \operatorname{div}(\mathcal{E}) = +(1 + \chi) \operatorname{div}(\mathcal{E}) . \quad (6.44b)$$

Now we see that (6.44a)  $\operatorname{div}(\mathbf{P})$  vanishes for  $t \rightarrow \infty$ . In contrast, (6.44b) implies that  $\operatorname{div}(\mathcal{E})$  blows up in time with an exponential growth.

We conclude that although both choices of independent variables,  $(\mathbf{P}, \mathcal{M})$  and  $(\mathcal{E}, \mathbf{B})$ , yield the same equilibrium relation (6.42), and in both cases the entropy production is non-negative due to the linear closure (6.40), that the latter choice of the relaxation equation (6.44b) is incompatible with the equilibrium relations. Therefore, the approach based on the independent variables  $\mathbf{P}, \mathcal{M}$  should be strongly preferred.

An analogous argumentation also holds for the magnetization.

We may recapitulate the described problem by stating: The entropy principle does not necessarily prevent instability of the resulting system of field equations. This phenomenon is already known in a different field. The modelling of non-newtonian fluids with differential type constitutive functions for the stress with the symmetric part of the velocity gradient and its time derivatives as variables leads likewise to exponential growth in a situation where the fluid is expected to approach equilibrium. Here the problem is removed by changing the velocity gradient and the stress as variable and constitutive quantity. The details are carefully described in [MW86] and in [MR98].

**Debye-equation.** The Debye-equation is used to describe for ideal systems the dielectric relaxation, i.e. the response of the electric field inside a dielectric material to the excitation by an oscillatory outer electric field, cf. e.g. [dM84, BM05]. In our setting, the Debye-equation is given by (6.40a) and its derivation is an immediate consequence of the entropy principle of Sect. 5.2. Our equation (6.40a) is identical to the Debye-equation found by deGroot and Mazur in [dM84, pp. 400] for matter at rest. In the case of non-vanishing velocities, i.e.  $\mathbf{v} \neq 0$ , the Debye-equation found by deGroot and Mazur is not identical to equation (6.40a) in this paper.

## 7 Application to electrochemical systems

The constitutive equations of Sect. 6 have been derived without making use of any particular material specific properties. They only rely on the universal balance equations and the entropy principle. All material properties of a specific electrochemical system thus have to be incorporated into the constitutive functions of the entropy and the phenomenological coefficients. In this section we illustrate the application of the developed theoretical framework for the example of liquid electrolytes in contact with metal electrodes.

Our main interest is the accurate description of the charge transport in electrolytes and electrochemical processes at the electrode-electrolyte interface. By interface we always mean the compound consisting of surface and the adjacent boundary layers from both sides. We summarize recent results [DGM13, DGL14, DGM15, DGM16, LGD16, DGLM17], which are related to an improved understanding of the double layer structure that in particular allows quantitative and qualitative prediction of the differential double layer capacity, and enables a better understanding of electrocapillarity effects. Moreover, the above developed framework allows the formulation of extended Nernst-Planck fluxes

and constitutive equations for surface electron transfer reactions that allow to recover generalized Butler-Volmer equations.

A particular difficulty for the development of mathematical models for batteries, fuel cells, electrolyzers or other electrochemical systems is due to the complexity that results from very different scales in space and time, the coupling of bulk and surface processes and the interplay between different physical phenomena like electrical and mechanical phenomena. Therefore, we first identify simplifying assumptions that are appropriate to adapt the most general theory developed above to the description of liquid electrolytes and metal-electrolyte interfaces.

## 7.1 Dimensional analysis of Maxwell's equations

To write Maxwell's equations in non-dimensional form, we introduce characteristic reference values  $t^{ref}$ ,  $x^{ref}$  for the time and space coordinates,  $n_{\alpha}^{ref}$  for the number densities, and  $E^{ref}$ ,  $B^{ref}$  for the electromagnetic field. The velocity, polarization and magnetization are scaled by reference values derived from those above, i.e.  $v^{ref} = x^{ref}/t^{ref}$ ,  $P^{ref} = \varepsilon_0 E^{ref}$ ,  $M^{ref} = \frac{1}{\mu_0} B^{ref}$ . Upon introduction of the dimensionless quantities

$$\lambda = \sqrt{\frac{\varepsilon_0 E^{ref}}{e_0 n^{ref} x^{ref}}}, \quad \beta = \sqrt{\frac{B^{ref} v^{ref}}{E^{ref}}}, \quad \delta = \beta \lambda \frac{c_0}{v^{ref}}, \quad (7.1)$$

we get the following dimensionless form of Maxwell's equations in the bulk

$$\beta^2 \frac{\partial \check{\mathbf{B}}}{\partial t} + \text{curl} \check{\mathbf{E}} = 0, \quad (7.2a)$$

$$\text{div} \check{\mathbf{B}} = 0, \quad (7.2b)$$

$$-\lambda^2 \frac{\partial(\check{\mathbf{E}} + \check{\mathbf{P}})}{\partial t} + \delta^2 \text{curl}(\check{\mathbf{B}} - \check{\mathbf{M}}) = \check{n}^F \check{\mathbf{v}} + \check{\mathbf{J}}^F, \quad (7.2c)$$

$$\lambda^2 \text{div}(\check{\mathbf{E}} + \check{\mathbf{P}}) = \check{n}^F. \quad (7.2d)$$

The non-dimensional bulk definitions of electromotive intensity and magnetization read

$$\check{\mathbf{E}} = \check{\mathbf{E}} + \beta^2(\check{\mathbf{v}} \times \check{\mathbf{B}}), \quad \check{\mathbf{M}} = \check{\mathbf{M}} + \frac{\lambda^2}{\delta^2}(\check{\mathbf{v}} \times \check{\mathbf{P}}). \quad (7.3)$$

Depending on the chosen characteristic reference values, the size of the dimensionless quantities may differ by several orders of magnitude, allowing considerable simplifications of the system.

**Magnetostatics:**  $\lambda \rightarrow 0$ . Under the assumption that the derivatives of  $\check{\mathbf{E}} + \check{\mathbf{P}}$  remain bounded, Maxwell's equations simplify in the asymptotic limit  $\lambda \rightarrow 0$ . Rescaled to dimensional quantities we get the equations of magnetostatics for the magnetic flux density  $\mathbf{B}$ ,

$$\text{div} \mathbf{B} = 0, \quad (7.4a)$$

$$\text{curl}\left(\frac{1}{\mu_0} \mathbf{B} - \mathbf{M}\right) = \mathbf{J}^F \quad (7.4b)$$

and the magnetization is identical to the Lorentz magnetization, i.e.  $\mathbf{M} = \mathcal{M}$ . The two remaining Maxwell's equations are

$$\frac{\partial \mathbf{B}}{\partial t} + \text{curl} \mathbf{E} = 0, \quad 0 = n^F, \quad (7.5)$$

which, in conjunction with the equation of matter, determine the electric field  $\mathbf{E}$ .

**Electrostatics:**  $\beta, 1/\delta \rightarrow 0$ . In this limit, the equations of electrostatics for the electric field are in dimensional form

$$\text{curl } \mathbf{E} = 0, \quad (7.6a)$$

$$\text{div}(\varepsilon_0 \mathbf{E} + \mathbf{P}) = n^F \quad (7.6b)$$

and the electromotive intensity is identical to the electric field, i.e.  $\mathcal{E} = \mathbf{E}$ . The remaining Maxwell's equations determine the magnetic flux density  $\mathbf{B}$ , i.e.

$$\text{div } \mathbf{B} = 0, \quad \text{curl}\left(\frac{1}{\mu_0} \mathbf{B} - \mathcal{M}\right) = 0. \quad (7.7)$$

The equation (7.6a) implies the existence of a potential, which is called electrostatic potential  $\varphi$ ,

$$\mathbf{E} = -\nabla\varphi. \quad (7.8)$$

Assuming a simple constitutive equation for the polarization  $\mathbf{P} = \chi\varepsilon_0\mathbf{E}$ , where  $\chi$  is the electric susceptibility, we get from (7.6b) Poisson's equation for the electrostatic potential,

$$-(1 + \chi)\varepsilon_0\Delta\varphi = n^F. \quad (7.9)$$

The dimensional analysis can be performed in analogue manner for the surface equations, cf. [Guh15]. In the limit  $\beta \rightarrow 0$  and  $1/\delta \rightarrow 0$  Maxwell's surface equations yield two boundary conditions for the electrostatic potential,

$$n_s^F = -\varepsilon_0\llbracket(1 + \chi)\nabla\varphi\rrbracket, \quad 0 = \boldsymbol{\nu} \times \llbracket\nabla\varphi\rrbracket, \quad (7.10)$$

where the susceptibility  $\chi$  can have different values on both sides of the surface. Due to the second condition in (7.10), the jump of the potential  $\llbracket\varphi\rrbracket$  is determined up to a constant and in particular, this constant is independent of the material. Since the equations for the electrostatic potential allow a normalization, we can set this constant to zero. Thus, the electrostatic potential is continuous at the surface, which allows to define the electrostatic potential of the surface as

$$\varphi = \varphi|_S^+ = \varphi|_S^- \quad \text{on } S. \quad (7.11)$$

**Application to electrochemical systems.** We consider a system that is varying moderately in time, has a number density in a typical range for solids and liquids, and a magnetic field strength that does not significantly exceed the field of common permanent magnets, viz.

$$t^{ref} = 1\text{ s}, \quad n^{ref} = 10^{28}\text{ m}^{-3}, \quad B^{ref} = 10^{-1}\frac{\text{As}}{\text{m}^2}. \quad (7.12)$$

An important feature of electrochemical systems is the formation of narrow double layers at the contact of different materials. The double layer is characterized by a typical width in the range of nanometers and a strong electric field in the range of  $1\frac{\text{V}}{\text{nm}}$ . We thus choose the reference values

$$x^{ref} = 10^{-9}\text{ m}, \quad E^{ref} = 10^9\frac{\text{V}}{\text{m}}, \quad (7.13a)$$

implying for the dimensionless quantities

$$2\lambda^2 \approx 10^{-2}, \quad \beta^2 \approx 10^{-19}, \quad 2\delta^2 \approx 10^{14}. \quad (7.13b)$$

The smallness of  $\beta^2$  and  $1/\delta^2$  compared to  $\lambda$  suggest for the determination of  $\mathbf{E}$  the use of the electrostatic limit equations (7.6), or (7.9) and (7.10), respectively. In conclusion, for electrochemical system the electrostatic approximation is valid, as long as the characteristic values of the system at hand are in the order of magnitude defined in (7.12) and (7.13a). In particular in systems where the characteristic time scale is smaller, for instance for impedance measurements, the application of the electrostatic approximation is not appropriate.

## 7.2 Free energy models for liquid electrolytes and metal-electrolyte interfaces

To develop a complete mathematical model for liquid electrolytes and metal-electrolyte interfaces, we start with some simplifying assumptions. For the description of polarizable liquid electrolytes, it is reasonable to neglect the bulk and surface deformation gradients  $\mathbf{F}^{\text{uni}}$  and  $\boldsymbol{\tau}_{1/2}^{\text{uni}}$  and, in particular based on the previous dimensional analysis, the dependency of the free energy function on the magnetization  $\mathcal{M}$ . The constitutive function for the free energy densities simplify to

$$\rho\psi = \rho\hat{\psi}(T, (\rho_\alpha)_{\alpha \in \mathcal{I}}, \mathbf{P}), \quad \rho_s\psi_s = \rho_s\hat{\psi}_s(T_s, (\rho_\alpha)_{\alpha \in \mathcal{I}}). \quad (7.14)$$

We consider isothermal processes only. Thus the temperature in the bulk and on surface is given by an appropriate reference temperature  $T^{\text{ref}}$  that usually be the room temperature.

$$T = T_s = T^{\text{ref}}. \quad (7.15)$$

The energy balances (3.10) then only serve to determine the heat fluxes that are necessary to enable an isothermal process.

In the following, free energy functions for bulk and surface are developed. We only sketch the main ideas of the derivation and refer for more details to [DGM13, DGL14, Guh15, LGD16]. In particular, we illustrate here how elasticity contributes to the free energy function and how finite ion sizes can be incorporated into the electrolyte model.

**Bulk free energy density.** The free energy density is not directly measurable, such that a derivation of a free energy density must be based on constitutive relations that are in simple equilibrium situations backed by sufficient empirical evidence or that are derived from a microscopic theory. For liquid electrolytes we consider free energy functions which consist of four contributions that are related to polarization, mechanical stresses, mixing entropy and a temperature dependent reference contribution, i.e.

$$\rho\psi = \rho\psi^{\text{pol}} + \rho\psi^{\text{mech}} + \rho\psi^{\text{mix}} + \rho\psi^{\text{ref}}. \quad (7.16)$$

For the derivation of the individual contributions of the free energy it is convenient to introduce the total mole density of particles  $n$  and the mole fractions  $y_\alpha$  by

$$n = \sum_{\alpha \in \mathcal{I}} n_\alpha \quad \text{and} \quad y_\alpha = \frac{n_\alpha}{n} \quad \text{with} \quad \sum_{\alpha \in \mathcal{I}} y_\alpha = 1. \quad (7.17)$$

The entropy of mixing accounts for the number of possible arrangements of ions and solvent molecules for a give macroscopic state. It is determined by statistical thermodynamics by means of the Boltzmann formula. Thus, the corresponding free energy contribution reads

$$\rho\psi^{\text{mix}}(T, (\rho_\alpha)_{\alpha \in \mathcal{I}}) = k_B T \sum_{\alpha \in \mathcal{I}} n_\alpha \ln(y_\alpha). \quad (7.18)$$

The mechanical part of the free energy density function is derived by integration of the identity  $p = \rho^2 \frac{\partial}{\partial \rho} \left( \frac{\rho\psi}{\rho} \right)$ , which in turn is derived from a generalization<sup>9</sup> of (6.30), cf. [DGG<sup>+</sup>10, Guh15]. We

<sup>9</sup>Equation (6.30) is defined originally for a non-polarizable materials. Since the polarization (7.23) is independent of the number densities, the definition of the Gibbs-Duhem equation (6.30) can be easily extended to the case handled here, see [DGM13, DGL14].

assume a simple linear constitutive relation for the pressure  $p$ ,

$$p = p^R + K(nH - 1) \quad \text{with} \quad H = \sum_{\alpha \in \mathcal{I}} v_{\alpha}^{ref} y_{\alpha}. \quad (7.19)$$

Herein  $p^{ref}$  is the pressure of the reference state and  $K$  denotes the bulk modulus of the electrolyte. The  $v_{\alpha}^{ref}$  is the partial specific volume of the constituent  $A_{\alpha}$  under the pressure  $p^{ref}$  and temperature  $T^{ref}$ . The function  $H$  is the mean specific volume of the mixture and accounts for volume changes due a local variation of the mixtures composition. The mechanical contribution to the free energy density is derived from (7.19) as

$$\rho\psi^{mech}(T, (\rho_{\alpha})_{\alpha \in \mathcal{I}}) = (p^{ref} - K)(nH - 1) + K nH \ln(nH). \quad (7.20)$$

The reference contribution to the free energy is assumed to be

$$\rho\psi^{ref}(T, (\rho_{\alpha})_{\alpha \in \mathcal{I}}) = \sum_{\alpha \in \mathcal{I}} \rho_{\alpha} \psi_{\alpha}^{ref}, \quad (7.21)$$

where  $\psi_{\alpha}^{ref}$  denotes the reference free energy of each individual constituent. In the reference values  $\psi_{\alpha}^{ref}$  the specific heat is encoded, but not further outlined due to the assumption of isothermal processes.

In equilibrium, we want to maintain the simple constitutive relation between electric field and polarization

$$\mathbf{P} = \chi \varepsilon_0 \mathbf{E}. \quad (7.22)$$

Thus, the corresponding contribution due to polarization to the free energy density that results by integration from relation (6.11), is

$$\rho\psi^{pol}(T, \mathbf{P}) = \frac{1}{2\varepsilon_0\chi} |\mathbf{P}^2|. \quad (7.23)$$

Here the susceptibility  $\chi$  is assumed to be independent of the number densities<sup>10</sup>, but may dependent on the temperature.

From the free energy contributions (7.16)–(7.21) and the definition (5.4a) we get the chemical potentials

$$\mu_{\alpha} = \frac{1}{m_{\alpha}} \psi_{\alpha}^{ref} + \frac{v_{\alpha}^{ref}}{m_{\alpha}} \left( p^{ref} + K \ln \left( 1 + \frac{p - p^{ref}}{K} \right) \right) + \frac{k_B T}{m_{\alpha}} \ln y_{\alpha} \quad \text{for } \alpha \in \mathcal{I}. \quad (7.24)$$

Here, we used the constitutive relation (7.19) to express the pressure dependency of the chemical potentials.

**Surface free energy density.** A simple surface free energy model of a metal-electrolyte-interface was proposed in [LGD16] that we will summarize here. On the surface there is no contribution from the electric field, but, as in the volume, we assume additive mechanical, entropic and constant contributions, i.e.

$$\rho\psi_{s s} = \rho\psi_{s s}^{mech} + \rho\psi_{s s}^{mix} + \rho\psi_{s s}^{ref}, \quad (7.25)$$

where the reference contributions are of the form

$$\rho\psi_{s s}^{ref} = \sum_{\alpha \in \mathcal{I}_S} \rho_{\alpha} \psi_{s s}^{ref}. \quad (7.26)$$

<sup>10</sup>The assumption that the susceptibility is independent of number densities is not necessary, but this leads to simplified constitutive relations, in particular the chemical potentials are independent of polarization.



The reference values may depend on the temperature and in general also on the crystallographic orientation of the surface. The set of constituents  $\mathcal{I}_S$  on the surfaces contains all electrolytic bulk species, the metal bulk constituents, which are the electrons  $e$  and metal ions  $M$ , and in addition a certain number of reaction products of the bulk species. We assume that electrons interact neither in entropic nor in elastic manner with the other surface species and thus only contribute to the reference energy.<sup>11</sup>

Let  $a_M^{ref}$  and  $a_\alpha^{ref}$  denote the specific area of a metal ion and the adsorbates, respectively. We assume that the surface is build from a one atomic layer of metal ions that offers adsorption sites to the electrolyte species and the reaction products. Since some of the sites may be empty, we introduce the surface density of vacancies with a corresponding specific area  $a_V^{ref}$ . Then the surface density of vacancies is given by<sup>12</sup>

$$a_V^{ref} n_V = a_M^{ref} n_M - \sum_{\alpha \in \mathcal{I}_S \setminus \{e, M\}} a_\alpha^{ref} n_\alpha. \quad (7.27)$$

For the formulation of the free energy contributions it is useful to introduce total mole densities  $n_s$  of adsorbates and the surface fractions  $y_\alpha$  of adsorbates and vacancies, respectively,

$$n_s = \sum_{\alpha \in \mathcal{I}_S \setminus \{e, M\}} n_\alpha + n_V \quad \text{and} \quad y_\alpha = \frac{n_\alpha}{n_s} \quad \text{with} \quad \sum_{\alpha \in \mathcal{I}_S \setminus \{e, M\}} y_\alpha + y_V = 1. \quad (7.28)$$

The entropic contribution to the surface free energy is determined by statistical thermodynamics as in the bulk and takes into account the mixing entropy of the adsorbates and reaction products,

$$\rho_s \psi_s^{\text{mix}} = k_B T \sum_{\alpha \in \mathcal{I}_S \setminus \{e, M\}} \left( n_\alpha \ln(y_\alpha) - n_V \ln(y_V) \right). \quad (7.29)$$

The mechanical contribution of the free surface energy is based on a simple constitutive model for the surface tension. Let  $\gamma_s^{ref}$  be a reference surface tension and  $K_s$  the surface modulus. Then we set

$$\gamma_s = \gamma_s^{ref} + K_s \left( a_M^{ref} n_M - 1 \right). \quad (7.30)$$

Here, the surface tension is assumed to be a function of the metal ion density  $n_M$  only. But, in general, adsorption and surface reaction may change the metal density and therefore the surface tension. Since in general  $K_s$  is large for metals, small changes in  $n_M$  lead to significant changes in the surface tension. Thus the surface tension is also indirectly related to the surface coverage with adsorbates. Insertion of (7.30) into (6.30)<sub>right</sub> and integration<sup>13</sup> yields for the mechanical contribution to the free energy,

$$\rho_s \psi_s^{\text{mech}} = \rho_s \psi_M^{ref} - (\gamma_s - K_s) (a_M^{ref} n_M - 1) - K_s a_M^{ref} n_M \ln(a_M^{ref} n_M). \quad (7.31)$$

The resulting chemical potentials are

$$\mu_\alpha = \frac{1}{m_\alpha} \psi_\alpha^{ref} + \frac{k_B T}{m_\alpha} \ln(y_\alpha) - \frac{k_B T}{m_\alpha} \frac{a_\alpha^{ref}}{a_V^{ref}} \ln(y_V), \quad \alpha \in \mathcal{I}_S \setminus \{e, M\}, \quad (7.32a)$$

$$\mu_M = \frac{1}{m_M} \psi_M^{ref} + \frac{k_B T}{m_M} \frac{a_M^{ref}}{a_V^{ref}} \ln(y_V) - \frac{a_M^{ref}}{m_\alpha} \left( \gamma_s^{ref} + K_s \ln \left( \frac{\gamma_s - \gamma_s^{ref}}{K_s} + 1 \right) \right), \quad (7.32b)$$

$$\mu_e = \frac{1}{m_e} \psi_e^{ref}. \quad (7.32c)$$

<sup>11</sup>This assumption allows to consider the specific volume of the electrons to vanish.

<sup>12</sup>The specific area of the electrons can be considered to vanish.

<sup>13</sup>For the integration the constitutive relation (6.30)<sub>right</sub> has to be rewritten by variable transformation to appropriate form. The details are figured out in [LGD16, Appendix A].

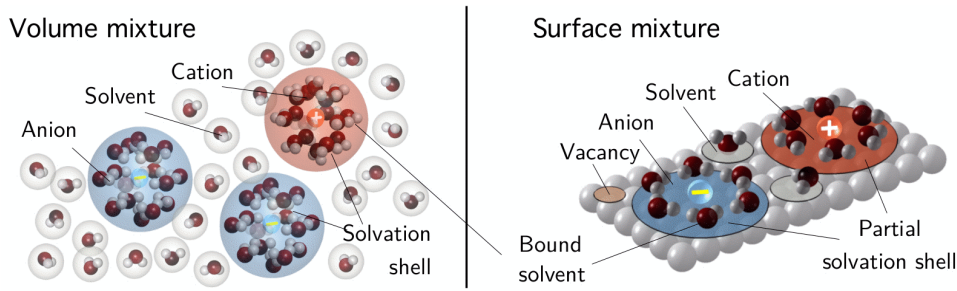


Figure 2: Sketch of the mixture constituents in the volume and on the surface. Anions and cations consist of a center ion and a surrounding solvation shell of bounded and oriented solvent molecules. In addition there may be free solvent molecules and unoccupied sites on the surface. Figure from [DGLM17].

In contrast to the bulk the surface chemical potentials of the adsorbates are independent of the stress tensor, i.e. surface tension, but we have contributions from the vacancies of the underlying lattice.

**The incompressible limit.** For liquid electrolytes, in particular for aqueous electrolytes, we expect that the volume does not change significantly if the pressure is varied. We can incorporate this behavior by means of the asymptotic limit  $K/p^{ref} \rightarrow \infty$ . In analogous way, we consider on the surface the limit  $K_s/\gamma_s^{ref} \rightarrow \infty$ . In the incompressible limit the relations (7.19) and (7.30) can not be used anymore to determine the pressure  $p$  and the surface tension  $\gamma_s$ , respectively. Therefore,  $p$  and  $\gamma_s$  become new independent unknowns of the system and instead of the constitutive equations (7.19) and (7.30) there are the so-called incompressibility constraints

$$K/p^{ref} \rightarrow \infty : \quad n \sum_{\alpha \in \mathcal{I}} v_{\alpha}^{ref} y_{\alpha} = 1 , \quad (7.33a)$$

$$K_s/\gamma_s^{ref} \rightarrow \infty : \quad a_M^{ref} n_M = 1 . \quad (7.33b)$$

The chemical potentials become linear in the pressure respective surface tension, i.e.

$$K/p^{ref} \rightarrow \infty : \quad \mu_{\alpha} = \frac{1}{m_{\alpha}} \psi_{\alpha}^{ref} + \frac{v_{\alpha}^{ref}}{m_{\alpha}} p + \frac{k_B T}{m_{\alpha}} \ln y_{\alpha} . \quad (7.34a)$$

$$K_s/\gamma_s^{ref} \rightarrow \infty : \quad \mu_M = \frac{1}{m_M} \psi_M^{ref} + \frac{k_B T}{m_{\alpha}} \frac{a_M^{ref}}{a_V^{ref}} \ln y_V - \frac{a_M^{ref}}{m_{\alpha}} \gamma_s . \quad (7.34b)$$

In case of a constant chemical potential  $\mu_M$  we get a relation between surface tension and mole fractions of vacancies  $y_V$ . We can thus get an explicit dependence of the chemical potentials of adsorbates on the surface tension by replacing the mole fraction  $y_V$  by the surface tension  $\gamma_s$ .

**Solvation.** In polar solvents, in particular in water, the microscopic dipoles of the solvent molecules give rise to a microscopic electrostatic interaction between solvent and ionic species. This interaction leads to clustering of a finite number of solvent molecules around an ion, which is known as solvation. In Fig. 2<sub>left</sub> the solvation of ions is illustrated. The solvation concept can be easily transferred to the surface as illustrated in Figure 2<sub>right</sub>. The solvation has a profound impact on the mixing entropy and the specific volume of the ions within the electrolyte model: Solvent molecules that are bounded by the ions do not participate in the entropic interaction with the other constituents of the electrolytic mixture.

Therefore we handle a ion and its solvation shell as a solvated ion. The ions bound a part of the solvent molecules, and this decreases the amount of free solvent molecules in the electrolyte.

Let  $v_0^{ref}$  denote the specific volume of a solvent. The partial specific volume  $v_\alpha^{ref}$  of a solvated ion is considerably greater than  $v_0^{ref}$  as well as it is much greater than the specific volume of un-solvated ions. We assume that the specific volume of the un-solvated ions is equal to  $v_0^{ref}$  and apply the very simple approximation  $v_\alpha^{ref} = (\kappa_\alpha + 1)v_0^{ref}$ . Here  $\kappa_\alpha$  is the number of solvent molecules bounded by the ion and  $\kappa_\alpha$  is called the solvation number.

### 7.3 The electrochemical double layer in equilibrium

At the electrode-electrolyte interface, ionic as well as electronic species can accumulate, forming boundary layers of only few nanometer thickness on both sides of the surface. This structure is commonly known as electric *double layer* [NTA04, BRGA00]. It is a key feature of many electrochemical applications. For the theory presented here, the double layer is of particular interest because it allows valuable insight into the free energy which is not directly accessible to measurements. Since the width of the double layer is often much smaller than the macroscopic length scales of electrochemical components or cells, it can be asymptotically approximated by planar or radially symmetric (semi-)infinite systems.

**Boundary layer structure.** We consider a half space problem, where the domain  $x > 0$  is occupied by an incompressible liquid electrolyte. The region near to the boundary surface at  $x = 0$  represents the boundary layer. A potential difference is prescribed between  $x = 0$  and  $x \rightarrow \infty$ . From the constitutive relations derived in Sect. 6.1 we deduce that the equilibrium equations in the bulk are<sup>14</sup>

$$\nabla(m_\alpha \mu_\alpha + z_\alpha e_0 \varphi) = 0 \quad \text{for } \alpha \in \mathcal{I}, \quad (7.35a)$$

$$-(1 + \chi)\varepsilon_0 \Delta \varphi = n^F. \quad (7.35b)$$

Integration of (7.34a) and using the constitutive functions (7.34a) for the chemical potentials provides an implicit representation of the mole fractions, viz.

$$y_\alpha = y_\alpha^\infty \exp\left(-z_\alpha \frac{e_0}{k_B T} (\varphi - \varphi^\infty) - \frac{v_\alpha^{ref}}{k_B T} (p - p^\infty)\right) \quad \text{for } \alpha \in \mathcal{I}, \quad (7.36)$$

where the mole fractions  $y_\alpha^\infty$  and pressure  $p^\infty$  at infinity are specified by bulk values of the electrolyte. Using the incompressibility constraint (7.33a),  $n^F$  on the right hand side of (7.35b) can be expressed as a function  $n^F(\varphi, p)$ . For given boundary values of  $\varphi$  and  $p$  the equilibrium state of the double layer is determined by the coupled system

$$-(1 + \chi)\varepsilon_0 \Delta \varphi = n^F(\varphi, p), \quad \sum_{\alpha \in \mathcal{I}} y_\alpha(\varphi, p) = 1. \quad (7.37)$$

The solution of (7.37) provides the spatial profiles of the ionic number densities in the double layer, cf. Fig. 3. We observe that in front of an electrode with a potential larger than in the electrolyte bulk, anions accumulate and the anion concentration saturates at a certain level that is related to the specific volume of the anions. Assuming that the anions have the same volume as the solvent, the saturation level is given by the number density of the pure solvent. In comparison, solvated ions are much larger

<sup>14</sup>The equations (7.35a) result from the mass and momentum balance, cf. [DGM13].

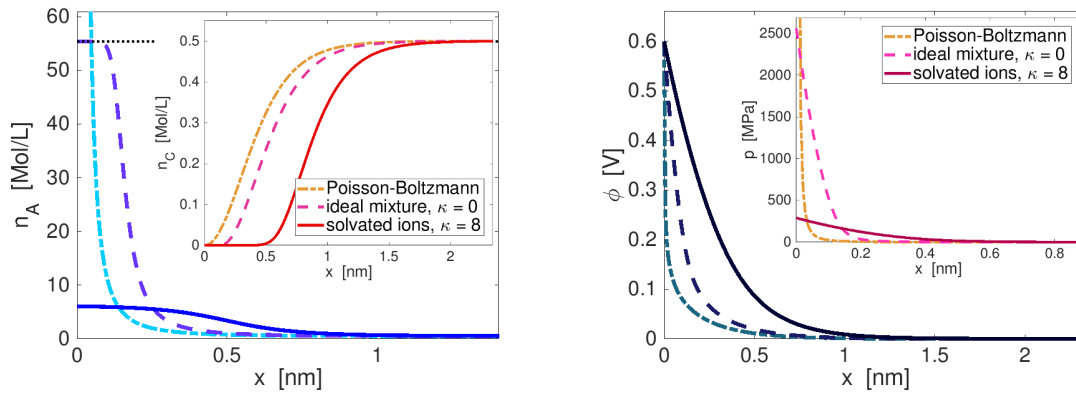


Figure 3: Comparison of models for an electrolyte with 0.5 Mol/L salt concentration in bulk and electrode potential 0.6V larger than in bulk: standard Poisson–Boltzmann (dash-dotted line), ideal mixture of solvent and ions with equal specific volume (dashed line), and solvated ions with solvation number  $\kappa = 8$  (solid line). Pure solvent (water) has number density of 55.4 Mol/L (black pointed line). Left: concentration profiles of anions (blue) and cations (red). Right: profile of the potential (more blue colors) and corresponding pressure (more red colors).

then the pure solvent molecules and thus the saturation level is much lower and the saturated zone is much wider. Accordingly, the region where the cations are depleted is much wider for the solvated ions. In contrast classical Nernst-Planck/Poisson-Boltzmann theory is based on the assumptions of a dilute solution and representations of the number densities as

$$n_\alpha = n_\alpha^\infty \exp\left(-z_\alpha \frac{e_0}{k_B T} (\varphi - \varphi^\infty)\right) \quad \text{for } \alpha \in \mathcal{I} \setminus \{S\}, \quad (7.38)$$

where  $S$  denotes the solvent. Compared to (7.36), here the dependence on the local pressure is missing and instead of the coupled system (7.37), only the single Poisson-Boltzmann equation  $-(1 + \chi)\varepsilon_0 \Delta\varphi = n^F(\varphi)$  needs to be solved. But, Fig. 3 demonstrates that already for moderate or even small applied voltages, classical Poisson-Boltzmann theory leads to unphysical, almost unlimited accumulation of ions, far beyond the number density of the pure solvent and thereby violating the underlying strong dilution assumption. These limitations and inconsistencies of classical Poisson-Boltzmann theory are well known and we refer to [KBA07] for a review of the extensions made in the literature.

Our approach based on non-equilibrium thermodynamics provides an additional major advantage over the classical theory and its extensions in the literature. From (7.35) and the Gibbs-Duhem relation (6.30) we recover the momentum balance in equilibrium

$$\nabla p = -n^F \nabla \varphi. \quad (7.39)$$

The Lorentz force  $\mathbf{k} = -n^F \nabla \varphi$  is balanced by the pressure gradient. Thus, pronounced pressure gradients have to be expected in charged boundary layers that screen the electric field. Fig. 3 depicts the spacial profiles of potential and pressure in the boundary layer. We observe drastic increase of the pressure towards the electrode surface, where  $p$  grows up to several GPa. Although the solvated ion case shows considerably smaller pressure than the case of all particles having the same size, the pressure at the electrode is still orders of magnitude larger than atmospheric pressure of 0.1MPa. But one has to keep in mind that the mechanical stress, which is controlled in experiments, and which can be measured, is the total stress (3.24). In the computations above, this total stress equals the outer pressure of 0.1MPa everywhere in space. Also for the classical Poisson-Boltzmann model, the

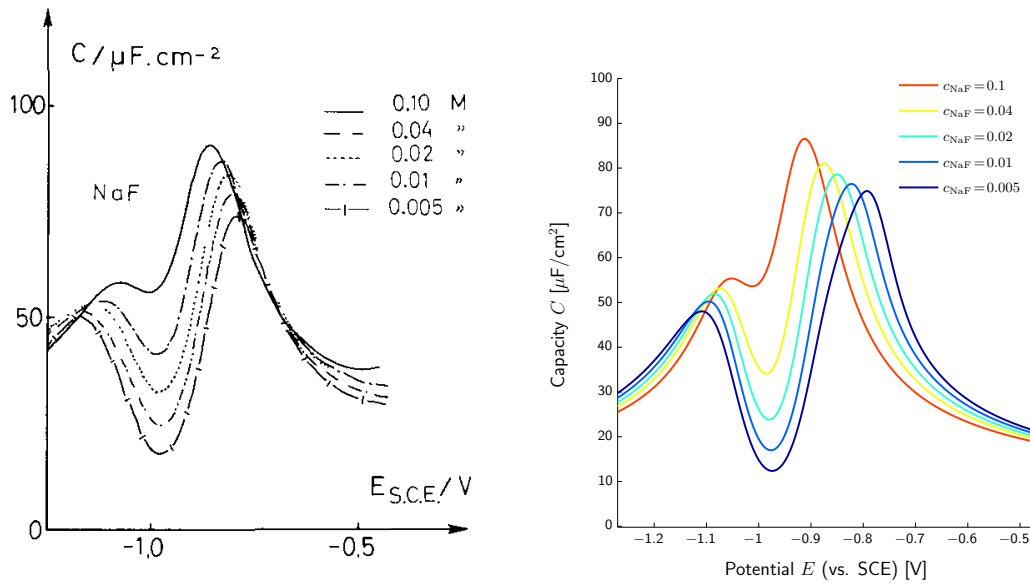


Figure 4: Measured capacity of the  $\text{Ag}(110)|\text{NaF}$  interface for salt concentrations in the range of  $(0.005 - 0.1)\text{Mol/L}$  (left), from [Val81], reprinted with permission from Elsevier. Comparison of the computed capacity (right), from [LGD16].

local pressure can be calculated from (7.39). We observe in Fig. 3 for the so computed pressure a growth near the interface that is orders of magnitude stronger than in our model. In the one dimensional setting we use here, a combination of (7.35b) and (7.39) yields the relation  $p - p^\infty = \frac{1+\chi}{2}\varepsilon_0|\partial_x\varphi|^2$ . This reveals that in the Poisson-Boltzmann case, the almost unlimited accumulation of ions that shield the electric field at the surface leads to a steeper slope of the potential and thus to higher pressure, compared to our model with the solvated ions.

The electric charge of the boundary layer can be defined in the one dimensional setting as

$$Q_{\text{BL}} = \int_0^\infty n^{\text{F}} dx . \quad (7.40)$$

A remarkable relation from [LGD16, eq. (150)] states

$$Q_{\text{BL}} = \text{sgn}(\varphi(0) - \varphi^\infty) \sqrt{2(1+\chi)\varepsilon_0(p(0) - p^\infty)} , \quad (7.41)$$

This directly shows that classical Poisson-Boltzmann theory predicts the storage of an unrealistic huge charge in the boundary layer while our modified models considerably reduce the stored charge and the solvated ions approach can provide quantitatively meaningful results.

**Double layer capacity.** In addition to the charge accumulation in the double layer, also adsorption from the electrolyte to the surface and electron transfer reactions may take place, depending on the electrode metal and the ionic species. In a similar way like above, a surface charge  $Q_{\text{S}}$  can be defined as function of the surface particle densities  $n_{\alpha}$ . The double layer charge is then  $Q = Q_{\text{BL}} + Q_{\text{S}}$ .

In equilibrium, the solution of boundary value problem for the double layer, in particular the double layer charge, becomes a function of the applied voltage  $U$  between electrode and electrolyte. This allows us to introduce the *differential capacity* or *double layer-capacity* [BF00, BRGA00, NTA04] as

$$C = \frac{d}{dU} Q(U) . \quad (7.42)$$

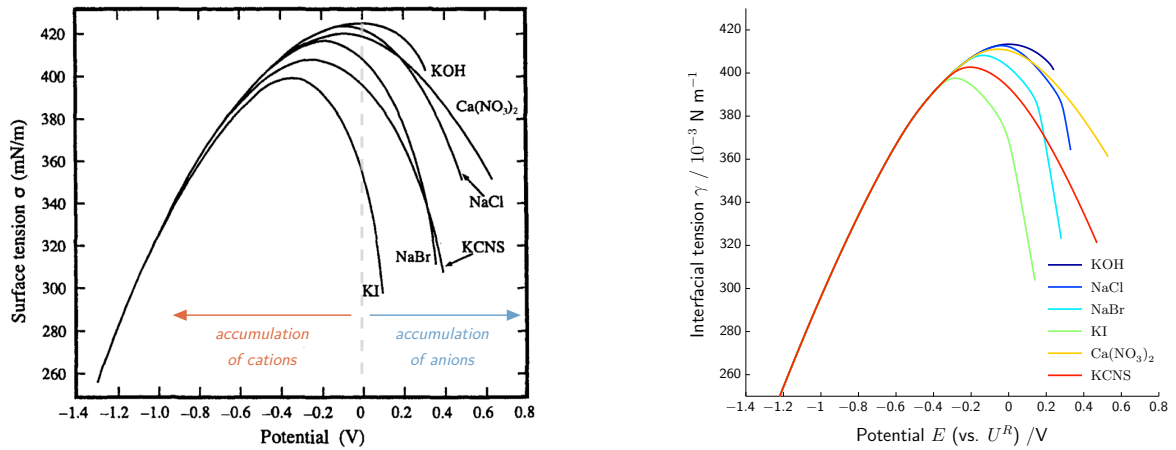


Figure 5: Measured electrocapillarity curves for various salts according to Fig. 1 from [Gra47] (left). Computed interfacial tension as described in [DGLM17] (right).

As the charge  $Q$ , also  $C$  depends on the salt concentration, the temperature and the parameters of the free energy like specific volumes and adsorption energies.

The double layer capacity can be measured directly and allows to study the specific characteristics of the electrolyte and electrode-electrolyte interface at hand [Val81, Val82, Val89]. In Fig. 4 measured and calculated double layer capacities are depicted for different salt concentrations. All simulations are done with the same set of parameters, which are independent of the salt concentration. For further details we refer to [LGD16]. The simulation shows the typical camel shape of the double layer capacity of aqueous electrolytes and, when increasing the salt concentration, a transition from a two-maximum curve to a one-maximum curve. Altogether, remarkable agreement between simulated and measured double layer capacities are reached.

**Electrocapillarity – Lippmann equation.** Electrocapillarity describes the relationship between the interfacial tension  $\gamma$  and the applied voltage  $U$ . In a thin capillary tube, it can be observed that when a potential difference  $U$  is applied, a mercury - aqueous electrolyte interface moves according to the pressure difference while the curvature  $k_M$  of the interface remains almost constant. The interfacial tension  $\gamma$  can be determined by the Young-Laplace equation,

$$p^+ - p^- = 2k_M \gamma. \quad (7.43)$$

Moreover, the Lippmann equation [BF00, BRGA00, NTA04]

$$\frac{d}{dU} \gamma = -Q \quad (7.44)$$

relates the slope of the surface tension with respect to the applied voltage to the double layer charge.

When discussing electrocapillarity in the context of our model, some subtle differentiation is necessary. The interfacial tension  $\gamma$  in (7.43) and (7.44) must not be identified with the surface tension  $\gamma_s$  of (6.30) or (7.30). In the context of non-equilibrium electro-thermodynamics the surface balance of momentum (3.7b) does not simplify to the Young-Laplace equation (7.43) due to the non-zero electromagnetic field. Let us consider the details.

In [DGLM17], we showed that in the asymptotic limit of thin double layers the Young-Laplace-equation as well as the Lippmann-equation can be derived. But instead of the surface tension  $\gamma_s$ , these equations

contain the newly defined interfacial tension

$$\gamma = \gamma_s - \gamma_{\text{BL}}^+ - \gamma_{\text{BL}}^- \quad \text{with } \gamma_{\text{BL}}^\pm = \pm \int_0^{\pm\infty} (1 + \chi) \varepsilon_0 |\partial_r \varphi|^2 dr. \quad (7.45)$$

Here, the two boundary layer contributions  $\gamma_{\text{BL}}^\pm$  of the corresponding electrode and electrolyte phase are non-negative functions of the electric field in the space charge layers. Thus, charging of the double layer always causes non-negative contributions  $\gamma_{\text{BL}}^\pm$  which lower the interfacial tension. This directly explains the U- or parabola-shaped electrocapillary curves which are observed in experiments, Fig. 5.

## 7.4 Electrochemical systems in non-equilibrium.

**Generalized Nernst-Planck flux.** To derive an explicit representation of the partial mass fluxes we substitute the chemical potentials (7.24) into the constitutive equations (6.7). With the simplifying choice of a diagonal mobility matrix, where the diagonal elements are of the form  $M_{\alpha\alpha} = M_\alpha T m_\alpha \rho_\alpha$ , we get generalized Nernst–Planck fluxes. Denoting the solvent in  $\Omega^-$  by the index 0, they read in the incompressible case for the ionic species  $\alpha \in \mathcal{I}^- \setminus \{0\}$ ,

$$\mathbf{J}_\alpha = -M_\alpha m_\alpha k_B T \left( \nabla n_\alpha + n_\alpha \frac{z_\alpha e_0}{k_B T} \nabla \varphi - \frac{n_\alpha m_\alpha}{n_0 m_0} \nabla n_0 + \frac{v_\alpha^{\text{ref}}}{k_B T} n_\alpha \left( 1 - \frac{v_0^{\text{ref}} m_\alpha}{v_\alpha^{\text{ref}} m_0} \right) \nabla p \right). \quad (7.46)$$

Compared to the standard Nernst–Planck model, cf. [BF00, NTA04], there are two additional terms highlighted here in blue. The first of these two terms is due to the solvent-ion interaction. It originates from the construction of the entropy production in (6.2) where we incorporated the constraint  $\sum_{\alpha \in \mathcal{I}} J_\alpha = 0$ . The second term contains the pressure contribution that is required for thermodynamically consistent fluxes. The pressure contribution only vanishes if the atomic masses and specific volumes of all species are equal. The classical Nernst–Planck equations are derived under the dilute solution assumption, cf. [BFS14] and sometimes the additional assumption of locally electroneutral solution, cf. [TK93]. The validity of both assumptions can not be guaranteed inside the double layer, as we have seen above. For a dilute solution, i.e.  $n_\alpha \ll n_0$ , the first additional term in (7.46) can be neglected. Moreover, we will discuss next that outside of the double layers, the electrolyte bulk can be considered locally electroneutral and in particular isobaric, causing also the second additional term in (7.46) to vanish. Thus, the generalized Nernst–Planck flux in a dilute electrolyte bulk reduces to the classical one. But in the double layer the difference in general is significant and even might dominate the overall behaviour of the considered system.

**Asymptotic analysis and reduced models.** The partial mass balance equations with the fluxes (7.46) have to be coupled to the total mass and momentum balance, the Poisson equation and the surface (jump) conditions, leading to a rather complex system that contains several strongly different scales. In order to derive simpler models, formal asymptotic analysis can be applied, cf. [DGM15] and [BTA04] for a survey of the literature. An important characteristic parameter is  $\lambda$  according to (7.1). It relates the Debye length  $\lambda^2 x^{\text{ref}} = \sqrt{\frac{k_B T \varepsilon_0}{e_0^2 n^{\text{ref}}}}$ , that describes the width of the double layer, to characteristic macroscopic length  $x^{\text{ref}}$  of the system. For the asymptotic analysis, all dimensionless parameters are related to powers of  $\lambda$ . Then, any function is approximated by two different formal expansions with respect to  $\lambda$ , the *outer* expansion in the bulk and an *inner* expansion near the surface. For the inner expansion, the space coordinate is rescaled by  $\lambda$ . Fig. 6 illustrates the asymptotic method. For each polynomial power in the parameter  $\lambda$ , the corresponding terms in the model equations are

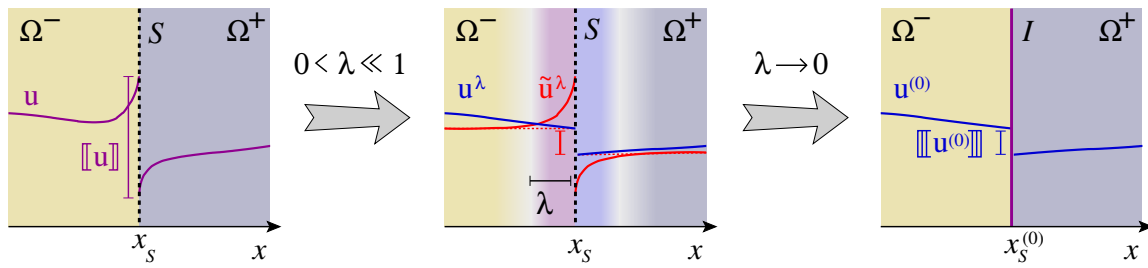


Figure 6: Generic field variable  $u$  for an electrochemical system of two substances, here metal and electrolyte, in contact with the surface  $S$  (left). Boundary layers due to a small parameter  $\lambda$  in the model equations and decomposition of  $u$  in bulk  $u^\lambda$  and boundary layer part  $\tilde{u}^\lambda$  (middle). In a simplified model for  $\lambda \rightarrow 0$ , modified jump conditions contain the relevant information of the double layer that is not resolved any more. Figure form [DGM15].

collected. Finally both expansions are connected by matching conditions relating the boundary values of the outer expansion to the far field of the inner expansion. In [DGM13, DGM15, DGLM17], reduced models for our generalized Poisson-Nernst-Planck system are derived. They are characterized by

- In leading order the bulk domain is locally electroneutral and pressure is constant in the bulk.
- The double layer is globally electroneutral and is in quasi-equilibrium such that the results of the preceding section can be applied.
- Boundary layer charge and surface charge are both quantities of first higher order in  $\lambda$ .
- Analysis of the inner equations allows the formulation of new boundary conditions in terms of the outer variables.

**Surface reactions – Butler-Volmer equation.** Surface reactions, e.g. electron transfer reactions, have been intensely studied by experiments and there is a strong empirical basis for a macroscopic relation where the surface reaction rate  $R_s$  is driven by a potential difference at the interface, which is called *surface overpotential*  $\eta_S$ . This relation is known as the Butler-Volmer equation and is considered to be “the central equation in phenomenological electrode kinetics” [BRGA00, p. 1053]. It can be written as [BF00, BRGA00, NTA04],

$$R_s = R_f \exp\left(-\frac{\alpha_f e_0}{k_B T} \eta_S\right) - R_b \exp\left(+\frac{\alpha_b e_0}{k_B T} \eta_S\right), \quad (7.47)$$

where  $\eta_S$  denotes the surface overpotential and  $R_{f/b}$  are the forward and backward exchange rates, which may depend on the temperature  $T$  and bulk number densities  $n_\alpha$ . The transfer coefficients  $\alpha_f$  and  $\alpha_b$  are considered as constant phenomenological coefficients.

In non-equilibrium electro-thermodynamics, we are confronted with the observation that the surface Maxwell equations (7.10) require the electric potential  $\varphi$  to be continuous at an interface, at least in the electrostatic setting. Therefore, no natural potential difference exists, which could be used to define an overpotential  $\eta_S$ .

By means of the asymptotic analysis above, we are able to derive a general Butler-Volmer equation in the context of electro-thermodynamics [DGM16]. The derivation relies on two necessary conditions:

i) the boundary layers behave quasi-static such that the electrochemical potentials  $\mu_\alpha + \frac{z_\alpha e_0}{m_\alpha} \varphi$  are



constant and ii) all adsorption processes are fast compared to the surface reactions, i.e. it holds  $M_\alpha \rightarrow \infty$  in (6.24b).

Rather simple representations of the quantities defined in (7.47) in terms of the electro-thermodynamic quantities can be found in the case of a single surface reaction where set of relevant surface constituents can be restricted to the constituents of the bulk phases, i.e.  $\mathcal{I}_S \setminus \mathcal{I} = \emptyset$ . In the thin double layer limit  $\lambda \rightarrow 0$ , we have <sup>15</sup>

$$\eta_S = -((\varphi|_I^+ - \varphi|_I^-) - (\bar{\varphi}|_I^+ - \bar{\varphi}|_I^-)), \quad (7.48)$$

$$R_f = R_s \exp\left(-\frac{\beta}{k_B T} \sum_{\alpha \in \mathcal{I}} \gamma_\alpha m_\alpha (\mu_\alpha - \bar{\mu}_\alpha)|_I^\pm\right), \quad (7.49)$$

$$R_b = R_s \exp\left(\frac{(1-\beta)}{k_B T} \sum_{\alpha \in \mathcal{I}} \gamma_\alpha m_\alpha (\mu_\alpha - \bar{\mu}_\alpha)|_I^\pm\right), \quad (7.50)$$

and  $\alpha_{f/b}$  depends on  $\beta$  and the stoichiometric coefficients  $\gamma_\alpha$ . The quantities supplied with an overbar represent equilibrium quantities that are defined by the Nernst equation  $\sum_{\alpha \in \mathcal{I}} \gamma_\alpha m_\alpha (\bar{\mu}_\alpha + \frac{z_\alpha e_0}{m_\alpha} \bar{\varphi})|_I^\pm = 0$ . The constant  $\beta \in (0, 1)$  is known as the symmetry factor, which fosters either the forward or backward reaction. In accordance with usual definitions in electrochemistry [BRGA00, NTA04], the overpotential  $\eta_S$  describes the deviation of the actual potential difference from the equilibrium voltage of the bulk phases. The exchange rates  $R_{f/b}$  depend on temperature and in an indirect way via the bulk chemical potentials  $\mu_\alpha$  on the bulk number densities.

To summarize: there exists a thermodynamic consistent basis of the Butler-Volmer equation and the thermodynamic origin is the constitutive relation (6.18) for arbitrary surface reactions. In contrast to the Butler-Volmer equation of electrokinetics the general constitutive relation for surface reaction rates (6.18) can be applied to electrochemical systems where it is necessary to spatially resolve the electrical double layer and where rate limiting adsorption processes are involved. For a detailed derivation and analysis of general Butler-Volmer equations we refer to [DGM15, DGM16].

## A Formal solution of surface balances

Let  $I$  be some time intervall and  $\Omega$  an evolving domain that is intersected by the moving (singular) surface  $S$  into  $\Omega^+$  and  $\Omega^-$ . By  $\mathbf{v}$  and  $\mathbf{v}_s$ , we denote the barycentric velocity in the bulk and on the surface, respectively. Given the vector fields  $\mathbf{F}, \mathbf{G} : I \times \Omega^\pm \rightarrow \mathbb{R}^3$ , define the density  $n : I \times \Omega^\pm \rightarrow \mathbb{R}$  and the flux  $\mathbf{J} : I \times \Omega^\pm \rightarrow \mathbb{R}^3$  by

$$n = \operatorname{div}(\mathbf{F}) \quad \text{and} \quad \mathbf{J} + n\mathbf{v} = -\partial_t \mathbf{F} + \operatorname{curl}(\mathbf{G}) \quad \text{in } \Omega^\pm. \quad (\text{A.1})$$

Moreover, assume that  $n : I \times S \rightarrow \mathbb{R}$  and the tangential surface flux  $\mathbf{J}_s : I \times S \rightarrow \mathbb{R}^3$  satisfy the surface balance

$$\partial_{t,\nu} n + (n \mathbf{v}_s^\Delta + \mathbf{J}_s^\Delta)_{\parallel \Delta} - 2k_M n \mathbf{v}_s^\nu = -\llbracket \mathbf{J} \cdot \boldsymbol{\nu} + n(\mathbf{v}_\nu - \mathbf{v}_s^\nu) \rrbracket \quad \text{on } S. \quad (\text{A.2})$$

<sup>15</sup>Note, we denote in the asymptotic limit  $\lambda \rightarrow 0$  the thin double layer interface with its internal structure by  $I$ , to distinguish from the physical surface  $S$  in the complete model, see Fig. 6.

Then,  $n$  is a conserved quantity under the flux  $\mathbf{J}$  by construction and a formal solution of the surface balance (A.2) is given by

$$n = \llbracket \mathbf{F} \cdot \boldsymbol{\nu} \rrbracket \quad \text{and} \quad (n v_{\tau}^{\Delta} + J_s^{\Delta}) \boldsymbol{\tau}_{\Delta} = \boldsymbol{\nu} \times \llbracket \mathbf{G} \rrbracket + \llbracket \mathbf{F} \rrbracket v_{\nu} - n v_{\nu} \boldsymbol{\nu} \quad (\text{A.3})$$

To show the assertion, three identities are derived from (A.3): First, (A.3)<sub>1</sub> is differentiated with respect to time  $t$ . With the definition (2.4) we infer

$$\begin{aligned} \partial_{t,\nu} n + n_{\parallel \Delta} v_{\tau}^{\Delta} &= \llbracket \partial_t F^i \nu_i + \partial_m F^i v_s^m \nu_i - F^i (v_{\nu;\Gamma} + v_{\tau}^{\Sigma} b_{\Sigma\Gamma}) g^{\Gamma\Delta} \tau_{\Delta}^i \rrbracket \\ &\stackrel{(\text{A.1})}{=} - \llbracket J_{\nu} + n v_{\nu} \rrbracket + \llbracket \text{curl}_i \mathbf{G} \rrbracket \nu^i + \llbracket \partial_m F^i \rrbracket v_s^m \nu_i \\ &\quad - \llbracket F^i \rrbracket v_{\nu;\Gamma} g^{\Gamma\Delta} \tau_{\Delta}^i - \llbracket F^i \rrbracket v_{\tau}^{\Sigma} b_{\Sigma\Gamma} g^{\Gamma\Delta} \tau_{\Delta}^i \end{aligned} \quad (\text{A.4})$$

For the second identity, we define

$$\varepsilon^{ijk} = \begin{cases} +1 & \text{if } ijk \text{ is an even permutation of } 123, \\ -1 & \text{if } ijk \text{ is an odd permutation of } 123, \\ 0 & \text{else.} \end{cases} \quad (\text{A.5})$$

Then, we differentiate (A.3)<sub>2</sub> with respect to the surface parameter  $u^{\Sigma}$

$$\begin{aligned} &- g^{\Sigma\Gamma} b_{\Sigma\Gamma} (\boldsymbol{\tau}_{\Sigma} \times \llbracket \mathbf{G} \rrbracket)^i + \varepsilon^{ikl} \nu_k \llbracket \partial_m G^l \tau_{\Sigma}^m \rrbracket + \llbracket \partial_m F^i \tau_{\Sigma}^m \rrbracket v_{\nu} + \llbracket F^i \rrbracket v_{\nu;\parallel\Sigma} \\ &= J_s^{\Delta} \tau_{\Delta}^i + J_s^{\Delta} b_{\Delta\Sigma} \nu^i + (n v_{\tau}^{\Delta})_{\parallel\Sigma} \tau_{\Delta}^i + (n v_{\nu})_{\parallel\Sigma} \nu^i - n v_{\nu} g^{\Sigma\Gamma} b_{\Sigma\Gamma} \tau_{\Sigma}^i \\ &\stackrel{\cdot\tau_{\Gamma}^i}{\implies} - g^{\Sigma\Gamma} b_{\Sigma\Gamma} \llbracket G^l \rrbracket (\boldsymbol{\tau}_{\Sigma} \times \boldsymbol{\tau}_{\Gamma})^l + \tau_{\Gamma}^i \varepsilon^{ikl} \nu^k \llbracket \partial_m G^l \tau_{\Sigma}^m \rrbracket + \llbracket \partial_m F^i \tau_{\Sigma}^m \tau_{\Gamma}^i \rrbracket v_{\nu} + \llbracket F^i \tau_{\Gamma}^i \rrbracket v_{\nu;\parallel\Sigma} \\ &= J_s^{\Delta} g_{\Delta\Gamma} + (n v_{\tau}^{\Delta})_{\parallel\Sigma} g_{\Delta\Gamma} - n v_{\nu} g^{\Sigma\Gamma} b_{\Sigma\Gamma} g_{\Sigma\Gamma} \\ &\stackrel{\cdot g^{\Gamma\Sigma}}{\implies} \varepsilon^{ikl} \nu^k g^{\Gamma\Sigma} \tau_{\Gamma}^i \llbracket \partial_m G^l \tau_{\Sigma}^m \rrbracket + \llbracket \partial_m F^i \tau_{\Sigma}^m \tau_{\Gamma}^i \rrbracket g^{\Gamma\Sigma} v_{\nu} + \llbracket F^i \tau_{\Gamma}^i \rrbracket g^{\Gamma\Sigma} v_{\nu;\parallel\Sigma} \\ &= J_s^{\Delta} \tau_{\Delta}^i + (n v_{\tau}^{\Delta})_{\parallel\Delta} - 2k_M n v_{\nu} \\ &\implies \varepsilon^{ikl} \nu^k (\delta^{im} - \nu^i \nu^m) \llbracket \partial_m G^l \rrbracket + \llbracket \partial_m F^i \rrbracket (\delta^{im} - \nu^i \nu^m) v_{\nu} + \llbracket F^i \tau_{\Gamma}^i \rrbracket g^{\Gamma\Sigma} v_{\nu;\parallel\Sigma} \\ &= J_s^{\Delta} \tau_{\Delta}^i + (n v_{\tau}^{\Delta})_{\parallel\Delta} - 2k_M n v_{\nu} \\ &\stackrel{(\text{A.1})}{\implies} - \llbracket \text{curl}_k \mathbf{G} \rrbracket \nu^k + \llbracket n \rrbracket v_{\nu} - \llbracket \partial_m F^i \rrbracket \nu^i \nu^m v_{\nu} + \llbracket F^i \rrbracket \tau_{\Gamma}^i g^{\Gamma\Sigma} v_{\nu;\parallel\Sigma} \\ &= J_s^{\Delta} \tau_{\Delta}^i + (n v_{\tau}^{\Delta})_{\parallel\Delta} - 2k_M n v_{\nu} \end{aligned} \quad (\text{A.6})$$

Finally, (A.3)<sub>1</sub> is differentiated with respect to the surface parameter  $u^{\Delta}$ ,

$$\begin{aligned} &\llbracket \partial_m F^i \rrbracket \tau_{\Delta}^m \nu^i - \llbracket F^i g^{\Sigma\Gamma} b_{\Delta\Gamma} \tau_{\Sigma}^i \rrbracket = n_{\parallel\Delta} \\ &\stackrel{\cdot v_{\tau}^{\Delta}}{\implies} \llbracket \partial_m F^i \rrbracket \tau_{\Delta}^m v_{\tau}^{\Delta} \nu^i - \llbracket F^i g^{\Sigma\Gamma} b_{\Delta\Gamma} \tau_{\Sigma}^i \rrbracket v_{\tau}^{\Delta} = n_{\parallel\Delta} v_{\tau}^{\Delta} \end{aligned} \quad (\text{A.7})$$

## B Symmetry properties of the entropy density

Let  $\rho u + \mathcal{M} \cdot \mathbf{B}$ ,  $\rho u_{\alpha}$  ( $\rho_{\alpha}$ ) $_{\alpha \in \mathcal{I}^{\pm}}$ , ( $\rho_{\alpha}$ ) $_{\alpha \in \mathcal{I}^S}$  scalars  $\mathbf{P}, \mathcal{M}$  vectors  $\mathbf{F}^{\text{uni}}$  a tensor with respect to Galilean transformation.

**Bulk.** Let  $h$  be an (absolute) scalar, i.e.  $h$  is invariant with respect to Galilean transformations according to Sect. 4. Moreover, let  $\tilde{h}$  be a constitutive function such that

$$h = \tilde{h}(\rho u + \mathbf{M} \cdot \mathbf{B}, \rho_1, \rho_2, \dots, \rho_N, \mathbf{F}^{\text{uni}}, \mathbf{P}, \mathbf{M}). \quad (\text{B.1})$$

Then, there holds the following symmetry relation for  $i, j = 1, 2, 3$

$$\frac{\partial \tilde{h}}{\partial F_{ik}^{\text{uni}}} F_{jk}^{\text{uni}} + \frac{\partial \tilde{h}}{\partial P^i} P^j + \frac{\partial \tilde{h}}{\partial \mathcal{M}^i} \mathcal{M}^j = \frac{\partial \tilde{h}}{\partial F_{jk}^{\text{uni}}} F_{ik}^{\text{uni}} + \frac{\partial \tilde{h}}{\partial P^j} P^i + \frac{\partial \tilde{h}}{\partial \mathcal{M}^j} \mathcal{M}^i. \quad (\text{B.2})$$

To derive this relations, we use the transformation properties of all arguments of  $\tilde{h}$  and the Galilean symmetry principle. Then for any orthogonal matrix  $\mathbf{O}$  follows

$$\begin{aligned} & \tilde{h}(\rho u + \mathbf{M} \cdot \mathbf{B}, \rho_1, \dots, \rho_N, F_{ik}^{\text{uni}}, \mathbf{P}, \mathbf{M}) \\ &= \tilde{h}(\rho u + \mathbf{M} \cdot \mathbf{B}, \rho_1, \dots, \rho_N, \det(\mathbf{O})^{-\frac{1}{3}} \mathbf{O} \mathbf{F}^{\text{uni}}, \mathbf{O} \mathbf{P}, \det(\mathbf{O}) \mathbf{O} \mathbf{M}). \end{aligned} \quad (\text{B.3})$$

In particular it is valid for rotations around the coordinate axes, which are characterized by the transformation matrices

$$\mathbf{R}_x = \begin{pmatrix} 1 & 0 & 0 \\ 0 & \cos \alpha & -\sin \alpha \\ 0 & \sin \alpha & \cos \alpha \end{pmatrix}, \mathbf{R}_y = \begin{pmatrix} \cos \beta & 0 & -\sin \beta \\ 0 & 1 & 0 \\ \sin \beta & 0 & \cos \beta \end{pmatrix}, \mathbf{R}_z = \begin{pmatrix} \cos \gamma & -\sin \gamma & 0 \\ \sin \gamma & \cos \gamma & 0 \\ 0 & 0 & 1 \end{pmatrix}. \quad (\text{B.4})$$

Here  $\alpha, \beta$  and  $\gamma$  are the respective angles of rotation. Substituting  $\mathbf{O} = \mathbf{R}_x$  into (B.3) followed by differentiation with respect to  $\alpha$  yields

$$\frac{\partial \tilde{h}}{\partial F_{ik}^{\text{uni}}} \frac{dR_x^{ij}}{d\alpha} F_{jk}^{\text{uni}} + \frac{\partial \tilde{h}}{\partial P^i} \frac{dR_x^{ij}}{d\alpha} P^j + \frac{\partial \tilde{h}}{\partial \mathcal{M}^i} \frac{dR_x^{ij}}{d\alpha} \mathcal{M}^j = 0. \quad (\text{B.5})$$

Then we conclude for  $\alpha = 0$  that

$$\frac{\partial \tilde{h}}{\partial F_{2k}^{\text{uni}}} F_{3k}^{\text{uni}} + \frac{\partial \tilde{h}}{\partial P^2} P^3 + \frac{\partial \tilde{h}}{\partial \mathcal{M}^2} \mathcal{M}^3 = \frac{\partial \tilde{h}}{\partial F_{3k}^{\text{uni}}} F_{2k}^{\text{uni}} + \frac{\partial \tilde{h}}{\partial P^3} P^2 + \frac{\partial \tilde{h}}{\partial \mathcal{M}^3} \mathcal{M}^2. \quad (\text{B.6})$$

Applying the same arguments with the matrices  $\mathbf{R}_y$  and  $\mathbf{R}_z$  yields the assertion.

**Surface.** Let  $h$  be a scalar with respect to Galilean transformations, Sect. 4. Moreover let  $\tilde{h}_s$  be a constitutive function

$$h_s = \tilde{h}_s(\rho u_s, \rho_1, \rho_2, \dots, \rho_N, \boldsymbol{\tau}_1^{\text{uni}}, \boldsymbol{\tau}_2^{\text{uni}}). \quad (\text{B.7})$$

Then, the following symmetry properties hold

$$\frac{\partial \tilde{h}_s}{\partial \tau_{\Delta}^{\text{uni},i}} \tau_{\Sigma}^{\text{uni},i} g^{\Sigma \Gamma} = \frac{\partial \tilde{h}_s}{\partial \tau_{\Gamma}^{\text{uni},i}} \tau_{\Sigma}^{\text{uni},i} g^{\Sigma \Delta} \quad \text{for } \Gamma, \Delta = 1, 2 \quad (\text{B.8a})$$

$$\frac{\partial \tilde{h}_s}{\partial \tau_{\Delta}^{\text{uni},i}} \nu^i = 0 \quad \text{for } \Delta = 1, 2 \quad (\text{B.8b})$$

Similar to the volume, the Galilean symmetry principle claim that for any orthogonal matrix  $\mathbf{O}$  holds

$$\tilde{h}_s(\rho u_s, \rho_1, \rho_2, \dots, \rho_N, \boldsymbol{\tau}_1^{\text{uni}}, \boldsymbol{\tau}_2^{\text{uni}}) = \tilde{h}_s(\rho u_s, \rho_1, \rho_2, \dots, \rho_N, \mathbf{O} \boldsymbol{\tau}_1^{\text{uni}}, \mathbf{O} \boldsymbol{\tau}_2^{\text{uni}}). \quad (\text{B.9})$$

Applying the same arguments as above for the rotations given by (B.4) we get

$$\frac{\partial \tilde{h}}{\partial \tau_{\Delta}^{\text{uni}}} \times \tau_{\Delta}^{\text{uni}} = 0. \quad (\text{B.10})$$

Moreover we easily conclude

$$g^{2\Delta} \tau_{\Delta}^{\text{uni}} = \nu \times \tau_1^{\text{uni}} \quad \text{and} \quad g^{1\Delta} \tau_{\Delta}^{\text{uni}} = -\nu \times \tau_2^{\text{uni}}. \quad (\text{B.11})$$

Multiplication of (B.10) with  $\nu$  and using (B.11) yields (B.8a) and (B.8b) follows from (B.10) after multiplication of (B.10) by  $\tau_{\Delta}^{\text{uni}}$ .

## References

- [AB87] A.M. Albano and D. Bedeaux. Non-equilibrium electro-thermodynamics of polarizable multicomponent fluids with an interface. *Physica A*, 147:407–435, 1987.
- [ABV80] A.M. Albano, D. Bedeaux, and J. Vlieger. On the description of interfacial electromagnetic properties using singular fields, charge density and currents at a diving surface. *Physica A*, 102:105–119, 1980.
- [ACP10] M.A. Anderson, A.L. Cudero, and J. Palma. Capacitive deionization as an electrochemical means of saving energy and delivering clean water. Comparison to present desalination practices: Will it compete? *Electrochim. Acta*, 55(12):3845–3856, 2010.
- [AH88] T. Alts and K. Hutter. Continuum Description of the Dynamics and Thermodynamics of Phase Boundaries Between Ice and Water, Part II. *Journal of Non-Equilibrium Thermodynamics*, 13:259–280, 1988.
- [BAO97] I. Borukhov, D. Andelman, and H. Orland. Steric effects in electrolytes: A modified Poisson–Boltzmann equation. *Phys. Rev. Lett.*, 79:435–438, 1997.
- [BD15] D. Bothe and W. Dreyer. Continuum thermodynamics of chemically reacting fluid mixtures. *Acta Mech.*, 226(6):1757–1805, 2015.
- [Bed86] D. Bedeaux. *Nonequilibrium Thermodynamics and Statistical Physics of Surfaces*, volume 64 of *Advances in Chemical Physics*, pages 47–109. Wiley, Hoboken, NJ, 1986.
- [BF00] A.J. Bard and L.R. Faulkner. *Electrochemical Methods: Fundamentals and Applications*. Wiley, New York, 2000.
- [BFS14] D. Bothe, A. Fischer, and J. Saal. Global well-posedness and stability of electrokinetic flows. *SIAM J. Math. Anal.*, 46(2):1263–1316, 2014.
- [BM05] E. Barsoukov and J.R. Macdonald. *Impedance spectroscopy: theory, experiment, and applications*. John Wiley & Sons, 2005.
- [BRGA00] J.O’M. Bockris, A.K.N. Reddy, and M.E. Gamboa-Aldeco. *Modern Electrochemistry 2A: Fundamentals of Electrodeics*. Kluwer, New York, 2000.
- [BS73] R. Becker and F. Sauter. *Theorie der Elektrizität*, volume 1. Teubner, Stuttgart, 1973.

- [BTA04] M. Z. Bazant, K. Thornton, and A. Ajdari. Diffuse-charge dynamics in electrochemical systems. *Phys. Rev. E*, 70:021506, 2004.
- [CA65] R. C. Costen and D. Adamson. Three-dimensional derivation of the electrodynamic jump conditions and momentum-energy laws at a moving boundary. *Proc. IEEE*, 53(9):1181–1196, 1965.
- [Cas45] H. B. G. Casimir. On Onsager’s principle of microscopic reversibility. *Rev. Mod. Phys.*, 17:343–350, 1945.
- [DG17] W. Dreyer and C. Gohlke. Sharp limit of the viscous Cahn–Hilliard equation and thermodynamic consistency. *Continuum Mech. Thermodyn.*, 29(4):913–934, 2017.
- [DGG<sup>+</sup>10] W. Dreyer, M. Gaberšček, C. Gohlke, R. Huth, and J. Jamnik. Phase transition in a rechargeable lithium battery. *Eur. J. Appl. Math.*, 22:267–290, 2010.
- [DGL14] W. Dreyer, C. Gohlke, and M. Landstorfer. A mixture theory of electrolytes containing solvation effects. *Electrochem. Commun.*, 43:75–78, 2014.
- [DGLM17] W. Dreyer, C. Gohlke, M. Landstorfer, and R. Müller. New insights on the interfacial tension of electrochemical interfaces and the Lippmann equation. *Eur. J. Appl. Math.*, pages 1–46, 2017. published online.
- [DGM13] W. Dreyer, C. Gohlke, and R. Müller. Overcoming the shortcomings of the Nernst–Planck model. *Phys. Chem. Chem. Phys.*, 15:7075–7086, 2013.
- [DGM15] W. Dreyer, C. Gohlke, and R. Müller. Modeling of electrochemical double layers in thermodynamic non-equilibrium. *Phys. Chem. Chem. Phys.*, 17:27176–27194, 2015.
- [DGM16] W. Dreyer, C. Gohlke, and R. Müller. A new perspective on the electron transfer: recovering the Butler–Volmer equation in non-equilibrium thermodynamics. *Phys. Chem. Chem. Phys.*, 18:24966–24983, 2016.
- [dM84] S. R. deGroot and P. Mazur. *Non-equilibrium Thermodynamics*. Dover Publications, New York, 1984.
- [Gra47] D.C. Grahame. The electrical double layer and the theory of electrocapillarity. *Chemical Reviews*, 41(3):441–501, 1947.
- [Guh15] C. Gohlke. *Theorie der elektrochemischen Grenzfläche*. PhD thesis, TU-Berlin, 2015.
- [HP74] K. Hutter and Y.-H. Pao. A dynamic theory for magnetizable elastic solids with thermal and electrical conduction. *J. Elasticity*, 4(2):89–114, 1974.
- [HvdVU06] K. Hutter, A.A.F. von de Ven, and A. Ursescu. *Electromagnetic Field Matter Interactions in Thermoelastic Solids and Viscous Fluids*. Lecture Notes in Physics. Springer, Berlin, Heidelberg, 2006.
- [JZ16] J. Janek and W. G. Zeier. A solid future for battery development. *Nature Energy*, 1(9):1–4, 2016.
- [KB08] S. Kjelstrup and D. Bedeaux. *Non-Equilibrium Thermodynamics of Heterogeneous Systems*. World Scientific, Singapore, 2008.

- [KBA07] M. S. Kilic, M. Z. Bazant, and A. Ajdari. Steric effects in the dynamics of electrolytes at large applied voltages. I. Double-layer charging. *Phys. Rev. E*, 75:021502, 2007.
- [Kov00] A. Kovetz. *Electromagnetic Theory*. Oxford University Press, Oxford, 2000.
- [LGD16] M. Landstorfer, C. Guhlke, and W. Dreyer. Theory and structure of the metal-electrolyte interface incorporating adsorption and solvation effects. *Electrochim. Acta*, 201:187–219, 2016.
- [LL85] L.D. Landau and E.M. Lifschitz. *Elektrodynamik der Kontinua*, volume VIII of *Lehrbuch der Theoretischen Physik*. Akademie-Verlag, Berlin, 1985.
- [LM17] B. V. Lotsch and J. Maier. Relevance of solid electrolytes for lithium-based batteries: A realistic view. *J. Electroceram.*, 38(2):128–141, 2017.
- [MR59] J. Meixner and H.G. Reik. *Thermodynamik der irreversiblen Prozesse*, volume III/2 of *Handbuch der Physik*. Springer, Berlin, Heidelberg, New York, 1959.
- [MR98] I. Müller and T. Ruggeri. *Rational extended thermodynamics*. Springer, New York, 2nd. edition, 1998.
- [Mül68] I. Müller. A thermodynamic theory of mixtures of fluids. *Arch. Ration. Mech. An.*, 28(1):1–39, 1968.
- [Mül85] I. Müller. *Thermodynamics*. Pitman Publishing, London, 1985.
- [MW86] I. Müller and K. Wilmski. Extended thermodynamics of a non-Newtonian fluid. *Rheol. Acta*, 25(4):335–349, 1986.
- [NTA04] J. Newman and K.E. Thomas-Alyea. *Electrochemical Systems*. Wiley, Hoboken, NJ, 2004.
- [Ons31a] L. Onsager. Reciprocal relations in irreversible processes. I. *Phys. Rev.*, 37:405–426, 1931.
- [Ons31b] L. Onsager. Reciprocal relations in irreversible processes. II. *Phys. Rev.*, 38:2265–2279, 1931.
- [PKDW17] T. Placke, R. Kloepsch, S. Dühnen, and M. Winter. Lithium ion, lithium metal, and alternative rechargeable battery technologies: the odyssey for high energy density. *J. Solid State Electr.*, 21(7):1939–1964, 2017.
- [SPS<sup>+</sup>15] M. E. Suss, S. Porada, X. Sun, P. M. Biesheuvel, J. Yoon, and V. Presser. Water desalination via capacitive deionization: what is it and what can we expect from it? *Energy Environ. Sci.*, 8:2296–2319, 2015.
- [Str10] H. Strathmann. Electrodialysis, a mature technology with a multitude of new applications. *Desalination*, 264(3):268 – 288, 2010.
- [Tho82] W. Thomson. *Mathematical and Physical Papers*, volume 1. Cambridge University Press, Cambridge, 1882.
- [TK93] R. Taylor and R. Krishna. *Multicomponent mass transfer*, volume 2. John Wiley & Sons, New York, 1993.

- [TT60] C. Truesdell and R. Toupin. *The Classical Field Theories*, volume III/1 of *Handbuch der Physik*. Springer, Berlin, Göttingen, Heidelberg, 1960.
- [Val81] G. Valette. Double layer on silver single-crystal electrodes in contact with electrolytes having anions which present a slight specific adsorption: Part I. the (110) face. *J. Electroanal. Chem.*, 122:285–297, 1981.
- [Val82] G. Valette. Double layer on silver single crystal electrodes in contact with electrolytes having anions which are slightly specifically adsorbed: Part II. the (100) face. *J. Electroanal. Chem.*, 138(1):37–54, 1982.
- [Val89] G. Valette. Double layer on silver single crystal electrodes in contact with electrolytes having anions which are slightly specifically adsorbed: Part III. the (111) face. *J. Electroanal. Chem.*, 269(1):191–203, 1989.
- [YMZ<sup>+</sup>16] L. Yue, J. Ma, J. Zhang, J. Zhao, S. Dong, Z. Liu, G. Cui, and L. Chen. All solid-state polymer electrolytes for high-performance lithium ion batteries. *Energy Storage Mater.*, 5:139–164, 2016.
- [YZKM<sup>+</sup>11] Z. Yang, J. Zhang, M. C. W. Kintner-Meyer, X. Lu, D. Choi, J. P. Lemmon, and J. Liu. Electrochemical energy storage for green grid. *Chem. Rev.*, 111(5):3577–3613, 2011.