

Multi-physics simulation of organic devices using LTspice for first principle understanding

Axel Fischer, Irma Slowik, Hilke Zündorf, Reinhard Scholz,
Johannes Widmer, Karl Leo, Simone Lenk, and Sebastian Reineke

Dresden Integrated Center for Applied Physics and Photonic Materials (IAPP) and
Institute for Applied Physics

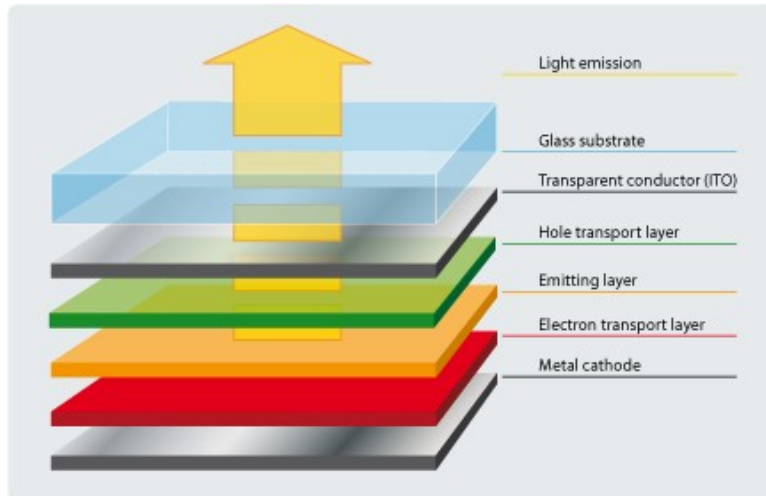
- Explaining new unexpected measurements
- Feasibility analysis of new ideas and strategies
- Short development time (\sim days – weeks)
- Playground to improve understanding, basic optimization rules
- Multi-physics (charge flow, heat flow, ...)
- Design rules for sophisticated simulation tools




<http://www.linear.com/designtools/software/>

- SPICE (Simulation Program with Integrated Circuits Emphasis)
- Commonly used for analog electronic circuits
- Freely available (Ltspice, Ngspice,...)
- Netlist can be generated by scripts, Data output by ASCII file
- Arbitrary current and voltage sources allow for adapting problems

1. Electrothermal feedback in OLEDs
2. A new concept for organic semiconductor lasers

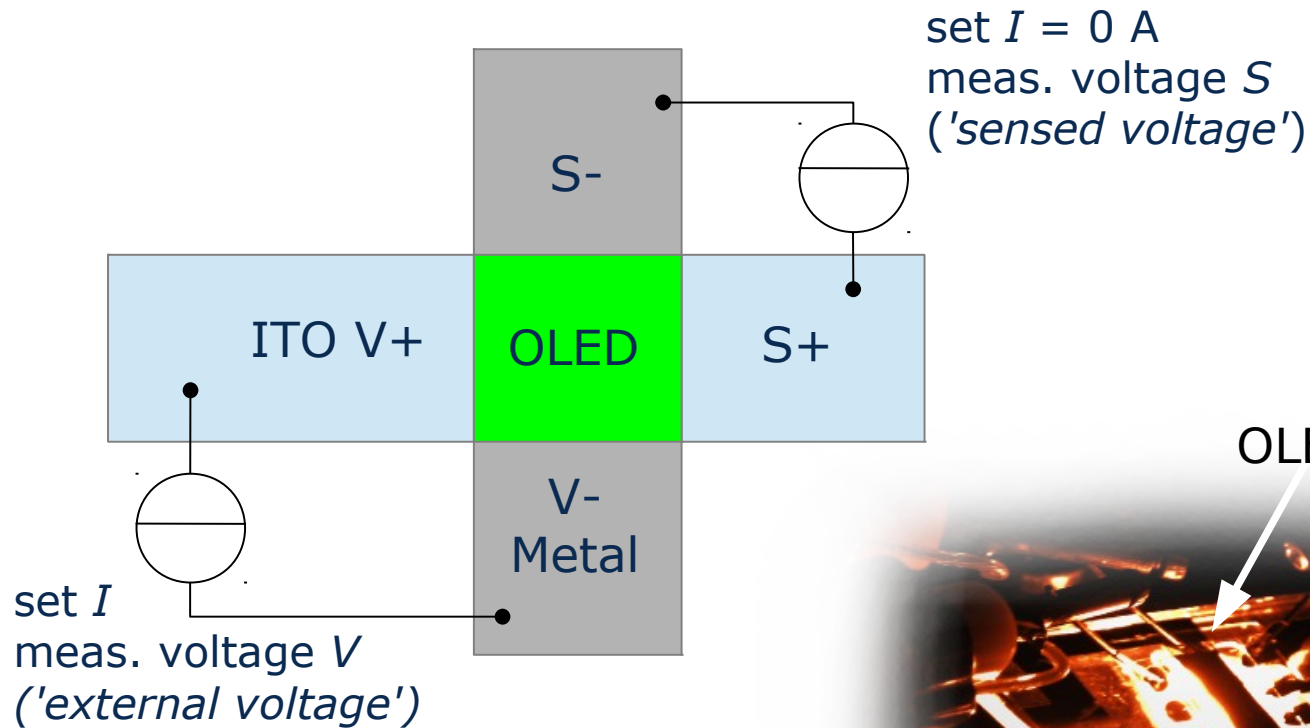


from novalled.com

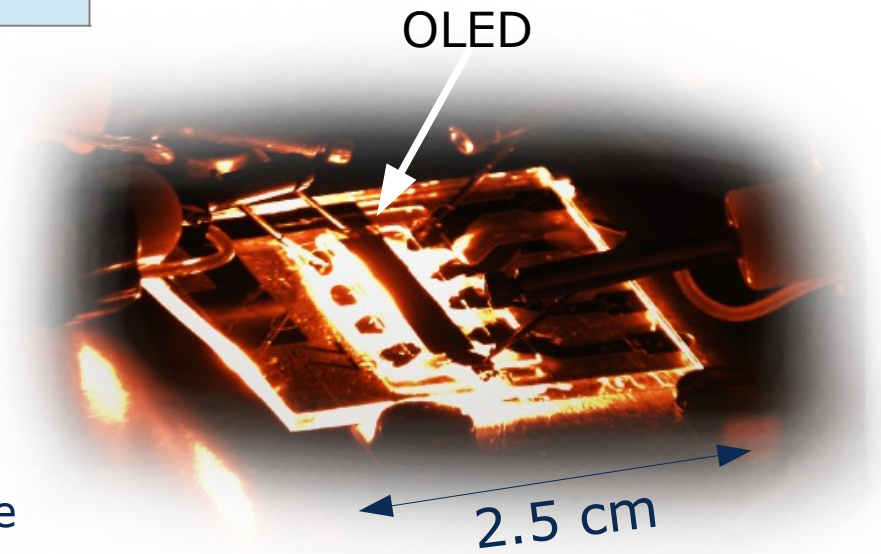


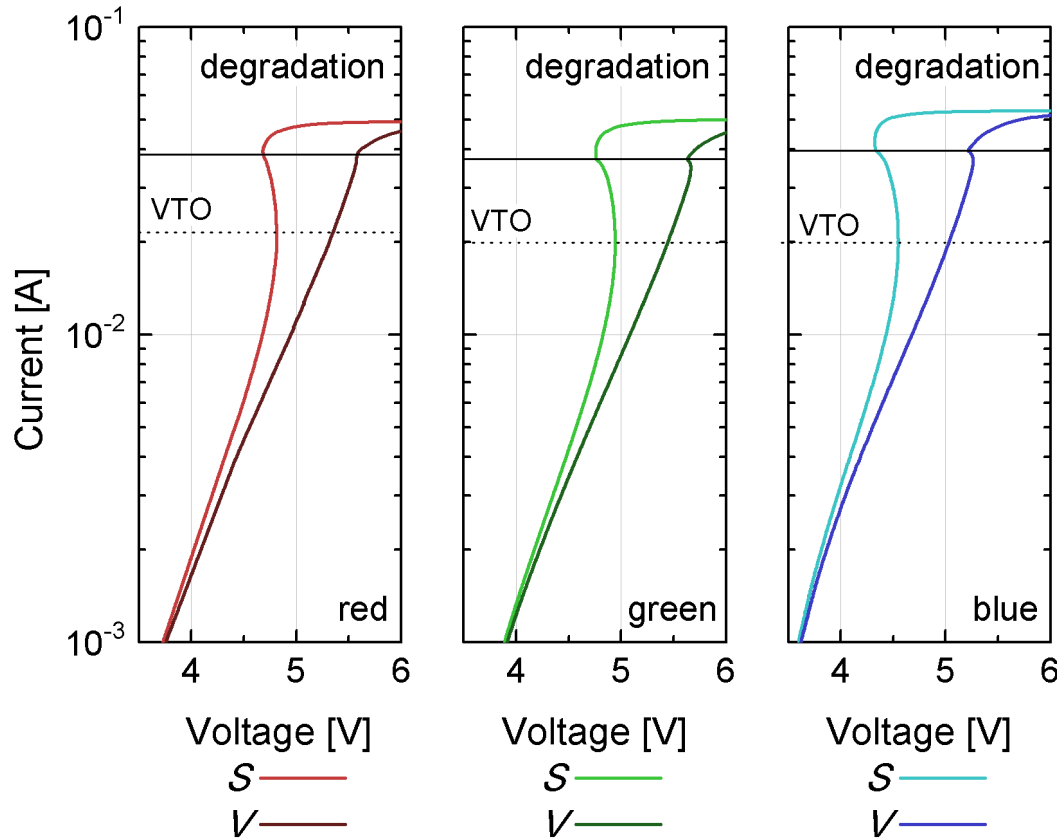
Fraunhofer COMEDD, Dresden
Lighting panel

- OLEDs are multi-layer devices composed of organic molecules
- OLEDs can be fabricated on large areas as lighting panels

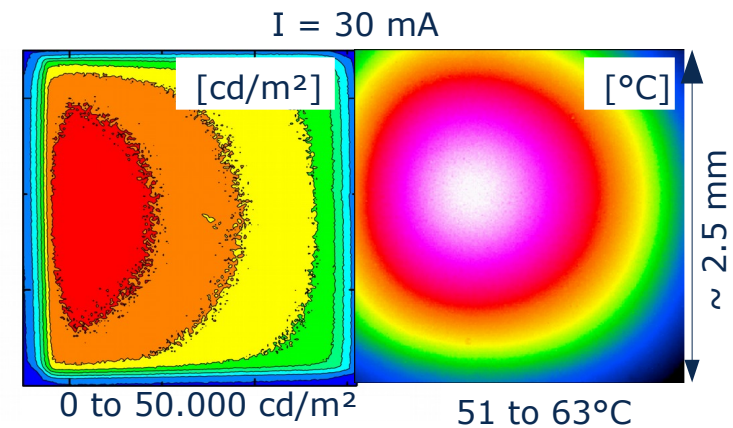
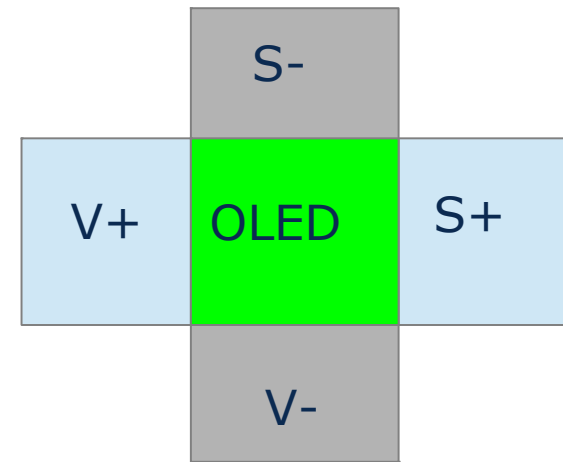


- 4-wire crossbar measurement
- Strong reduction of the series resistance





- NDR present for red, green, and blue OLED
- Standard pin-OLED stacks used
- VTO = voltage turnover



Fischer et al., Adv. Funct. Mater. 24, 2014

$$\sigma = \sigma_0 \exp(-E_a/k_B T)$$

(conductivity)

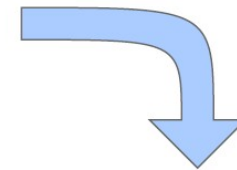
$$V = \text{const.}$$

Thermistor shows a positive feedback loop between heat dissipation and conductivity

Shaw, M. & Yildirim Thermal and Electrothermal Instabilities in Semiconductors 1983
Fischer et al., Phys. Rev. Lett. 110, 2013

$$\sigma = \sigma_0 \exp(-E_a/k_B T)$$

(conductivity)



$$V = \text{const.}$$

$$j = \sigma F$$

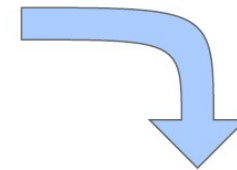
(current)

Thermistor shows a positive feedback loop between heat dissipation and conductivity

Shaw, M. & Yildirim Thermal and Electrothermal Instabilities in Semiconductors 1983
Fischer et al., Phys. Rev. Lett. 110, 2013

$$\sigma = \sigma_0 \exp(-E_a/k_B T)$$


(conductivity)



$$V = \text{const.}$$

$$j = \sigma F$$

(current)

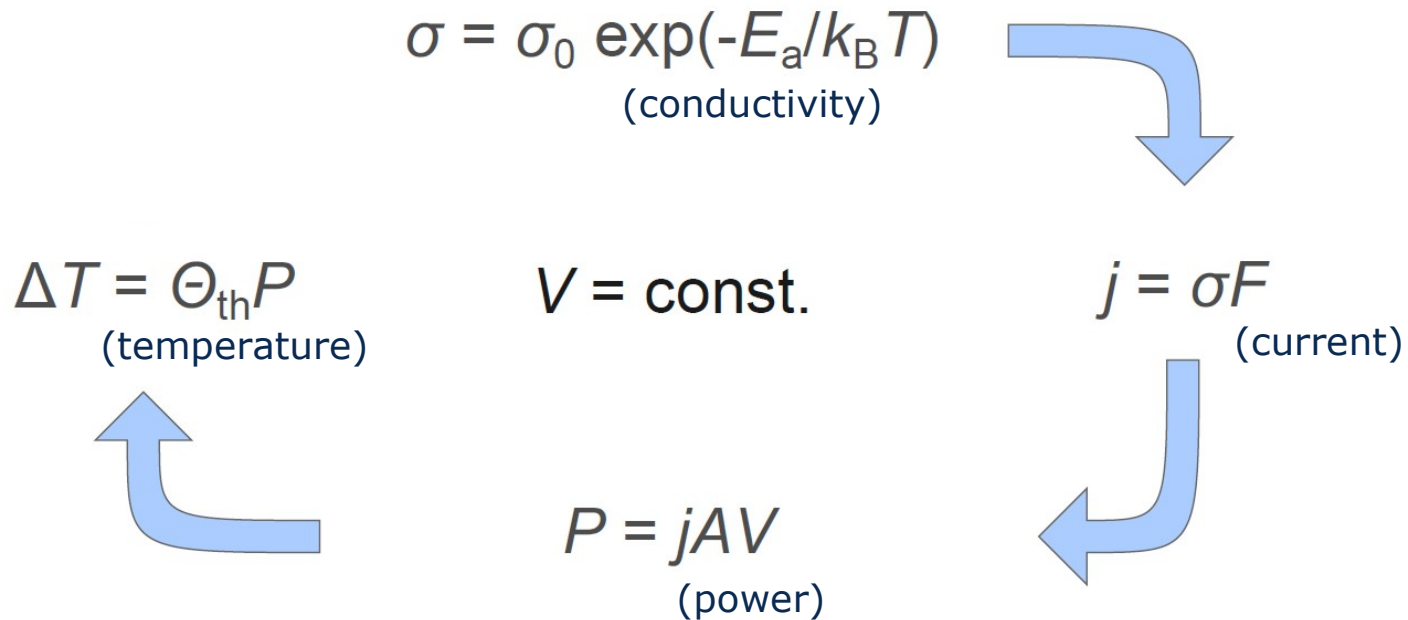


$$P = jAV$$

(power)

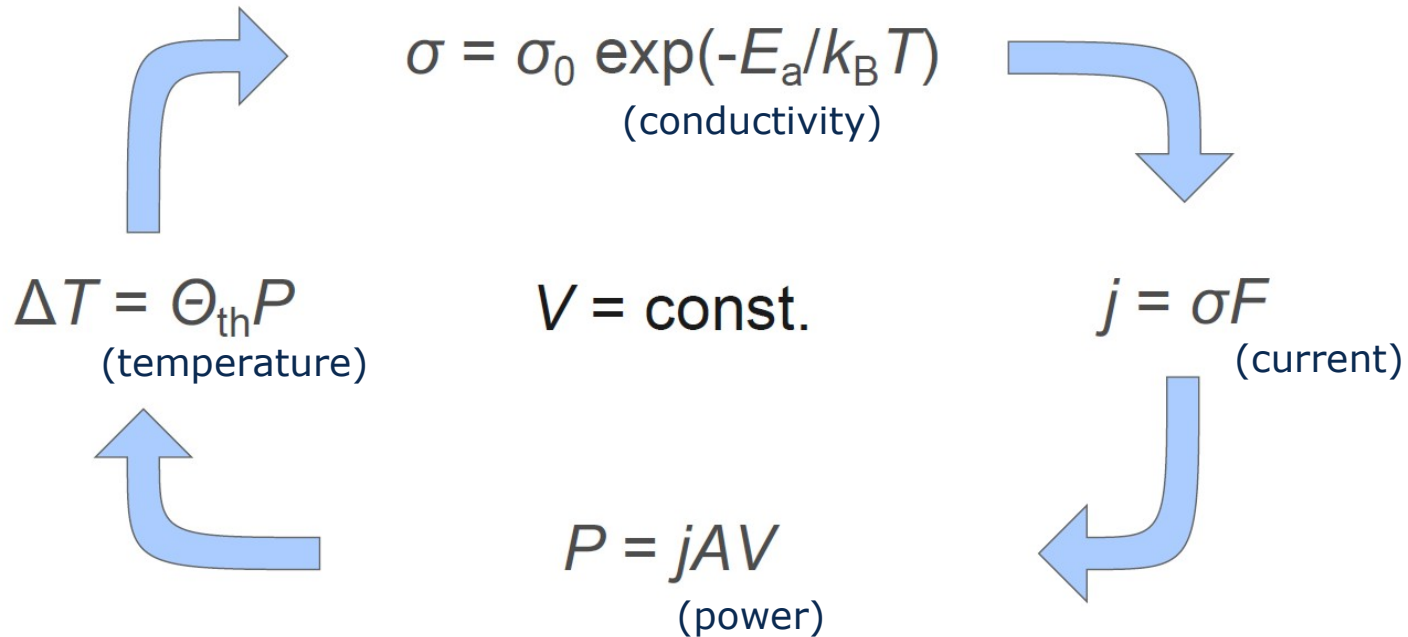
Thermistor shows a positive feedback loop between heat dissipation and conductivity

Shaw, M. & Yildirim Thermal and Electrothermal Instabilities in Semiconductors 1983
Fischer et al., Phys. Rev. Lett. 110, 2013



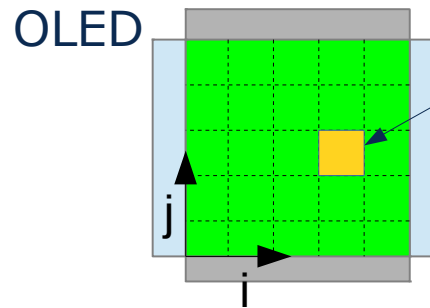
Thermistor shows a positive feedback loop between heat dissipation and conductivity

Shaw, M. & Yildirim Thermal and Electrothermal Instabilities in Semiconductors 1983
 Fischer et al., Phys. Rev. Lett. 110, 2013



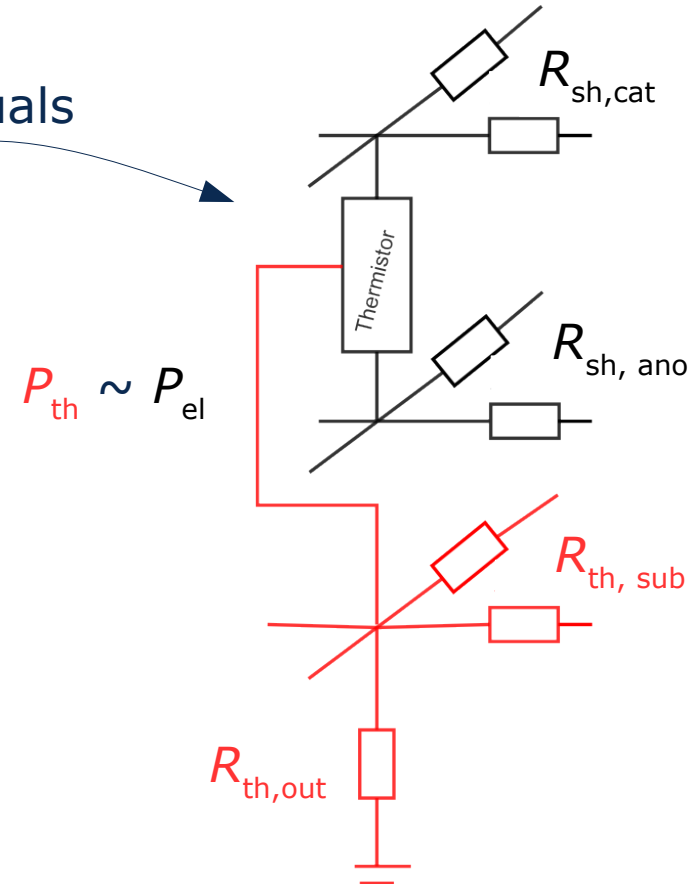
Thermistor shows a positive feedback loop between heat dissipation and conductivity

Shaw, M. & Yildirim Thermal and Electrothermal Instabilities in Semiconductors 1983
 Fischer et al., Phys. Rev. Lett. 110, 2013



equals

Simplified scheme:



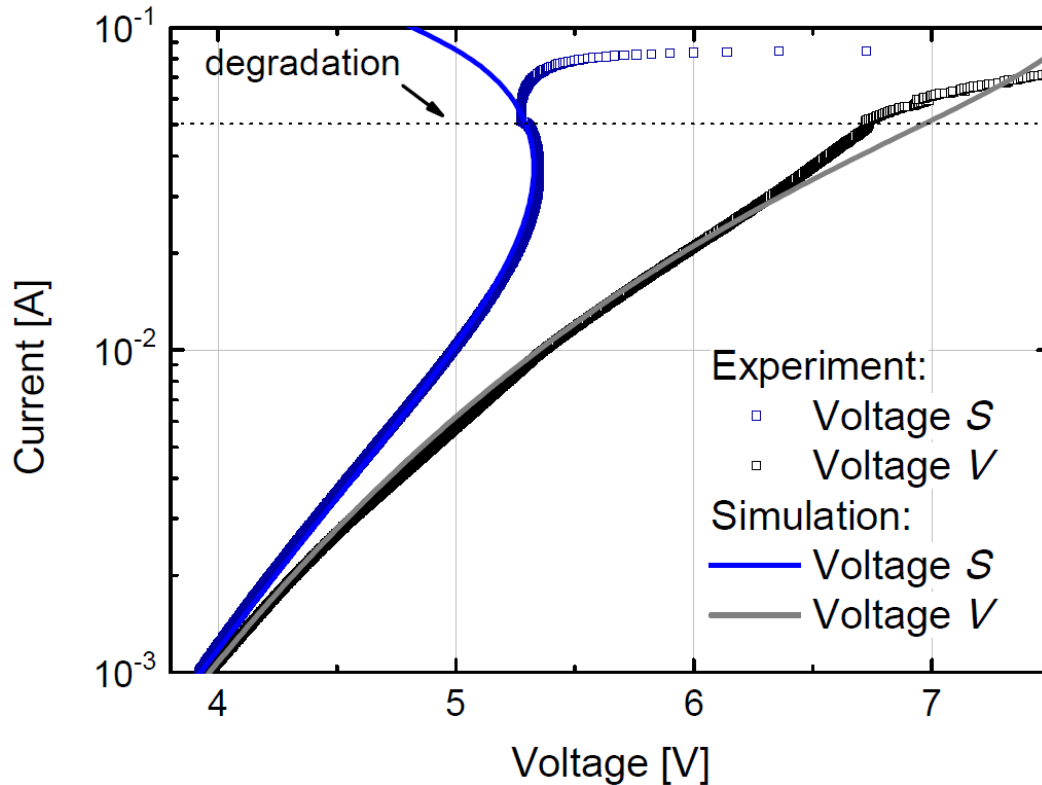
$$P_{th} \sim P_{el}$$

$$I(V, T) = \sim V^a \exp[-E_{act}/(k_B T)]$$

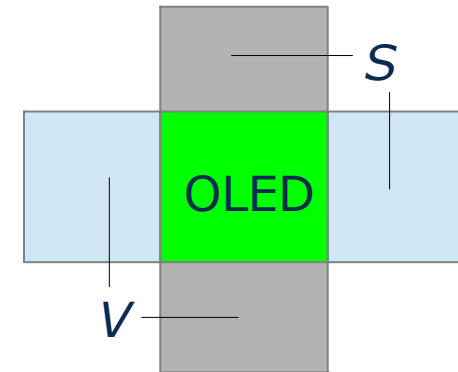
$$P_{th} \sim P_{el} = I \times V$$

$$\Delta T = P_{th} \times R_{th}$$

OLED = thermistor, interface between electrical and thermal network



- Experimental data can be fitted until degradation starts



Fitting parameter:

$$E_{\text{act}} = 25 k_B T$$

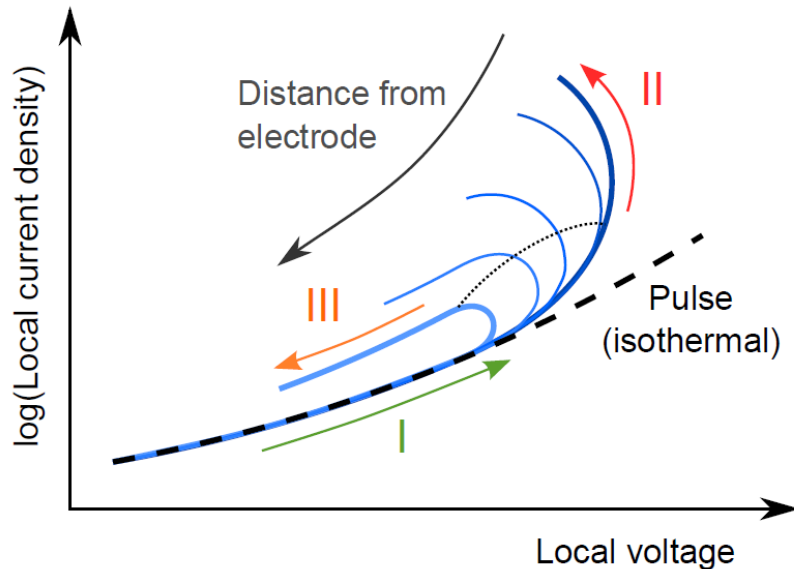
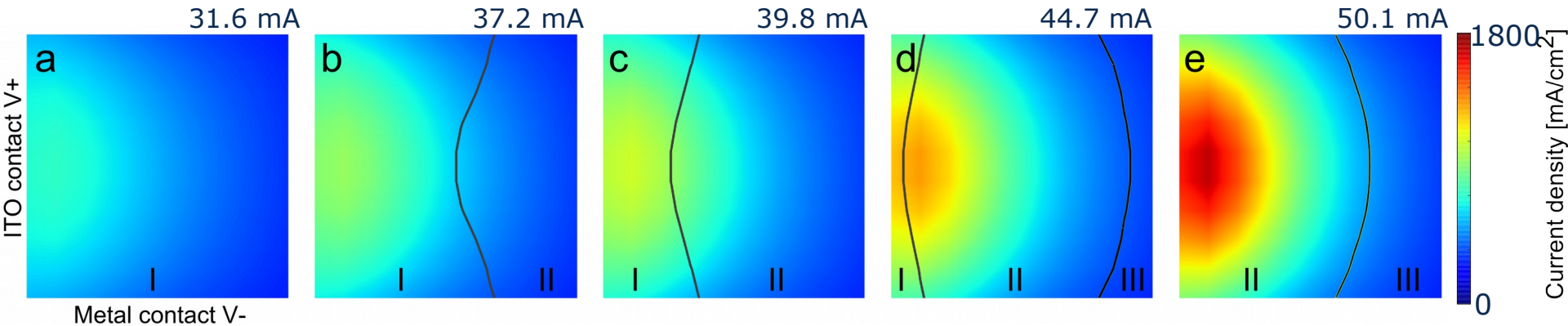
$$\text{Exponent} = 8.9$$

Fixed parameters:

$$R_{\text{sh}} = 26.5 \Omega \text{ (experiment)}$$

$$V_{\text{ref}}, I_{\text{ref}} = 3.9 \text{ V}, 1 \text{ mA}$$

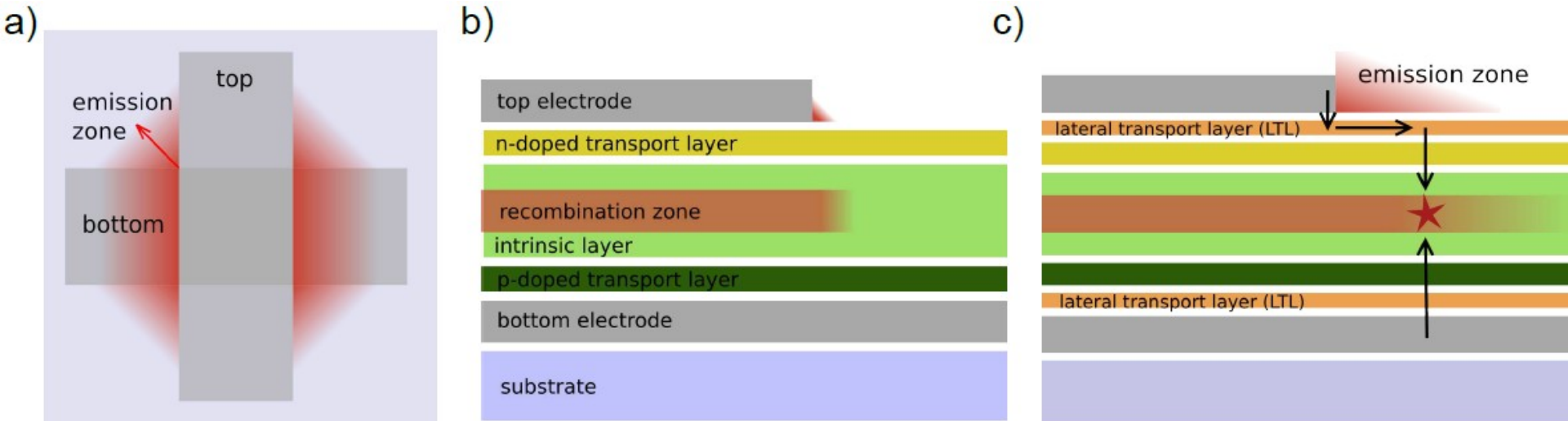
$$\lambda_{\text{glass}} \sim 1.8 \text{ W/m/K}$$



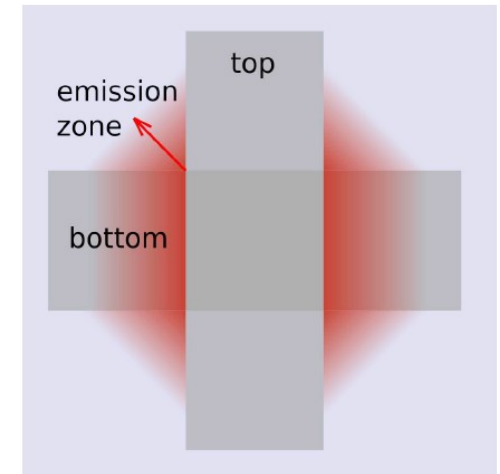
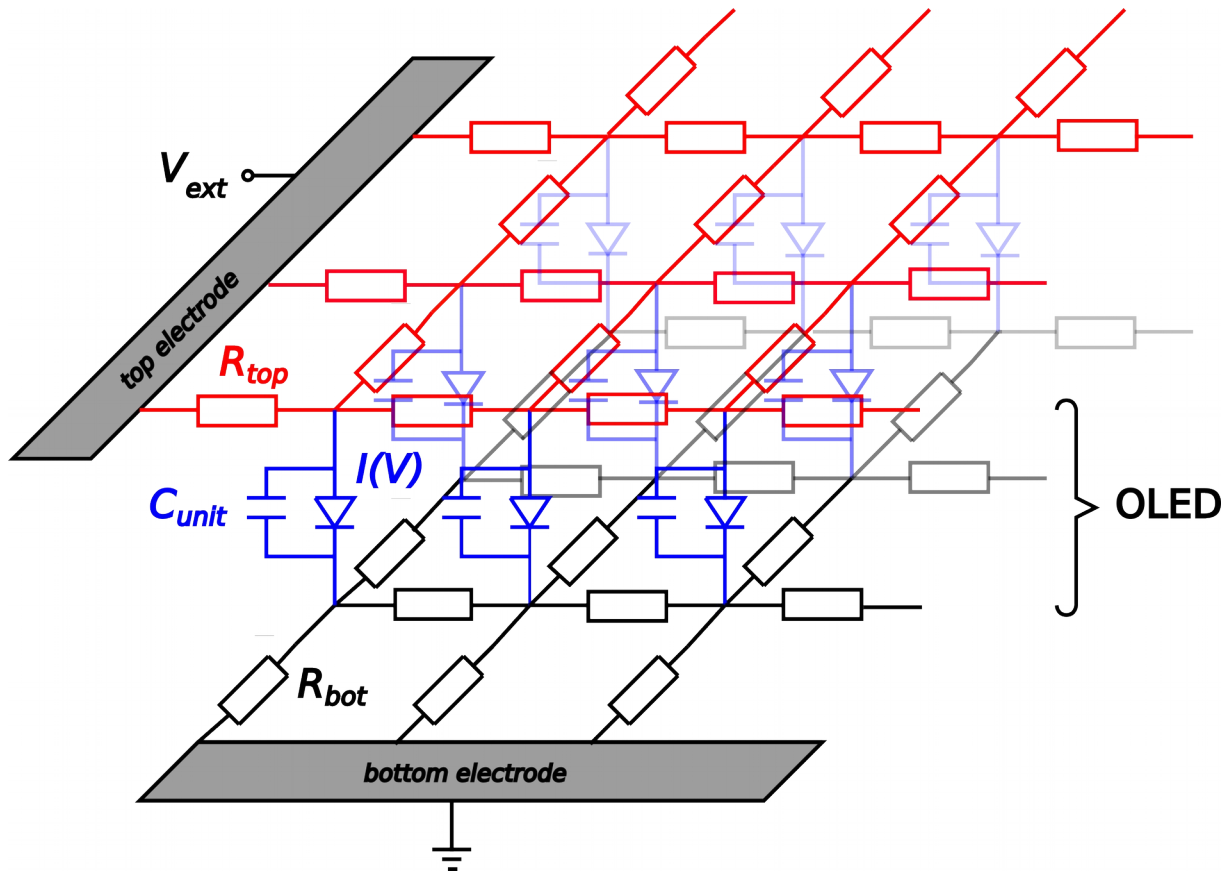
	voltage	
current	$\frac{dV_{ij}}{dI} > 0$	$\frac{dV_{ij}}{dI} < 0$
$\frac{dI_{ij}}{dI} > 0$	$\frac{dV_{ij}}{dI_{ij}} > 0$ normal (I)	$\frac{dV_{ij}}{dI_{ij}} < 0$ S-NDR (II)
$\frac{dI_{ij}}{dI} < 0$	$\frac{dV_{ij}}{dI_{ij}} < 0$ N-NDR (not present)	$\frac{dV_{ij}}{dI_{ij}} > 0$ switched-back (III)

Fischer et al., Adv. Funct. Mater. 24, 2014

1. Electrothermal feedback in OLEDs
2. A new concept for organic semiconductor lasers




- New structuring concept for organic semiconductor laser
- Idea: Enhance light emission outside the „active area“
- Use of highly conductive layer: n-doped C60 (~ 10 S/cm)

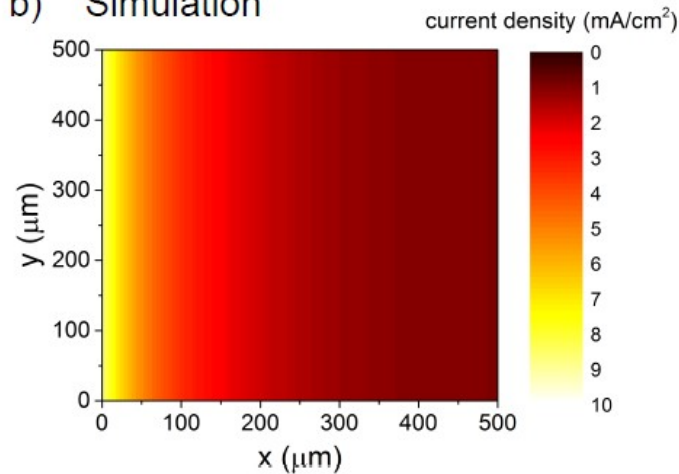


- Diodes = vertical current flow through OLED layer stack
- Resistors = lateral current flow by highly doped layers (n-doped C60)

a) Emission

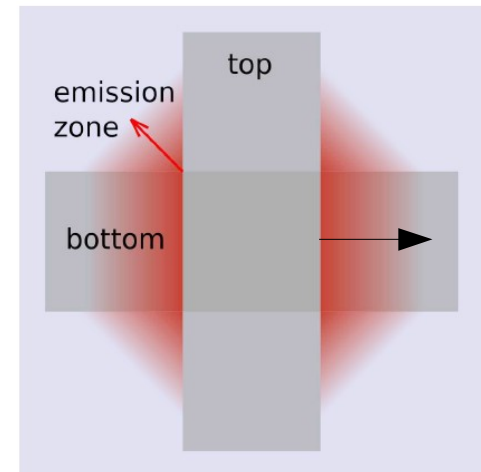
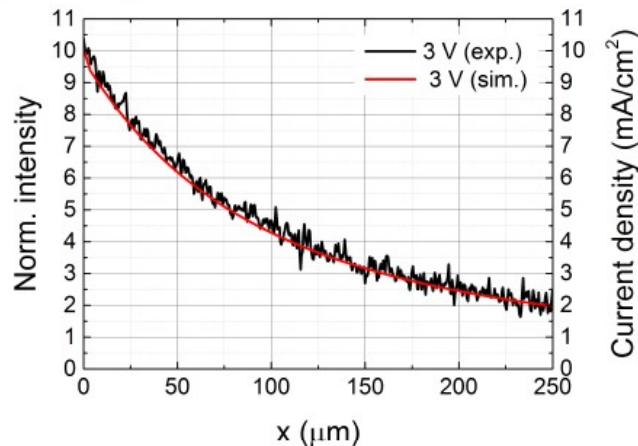


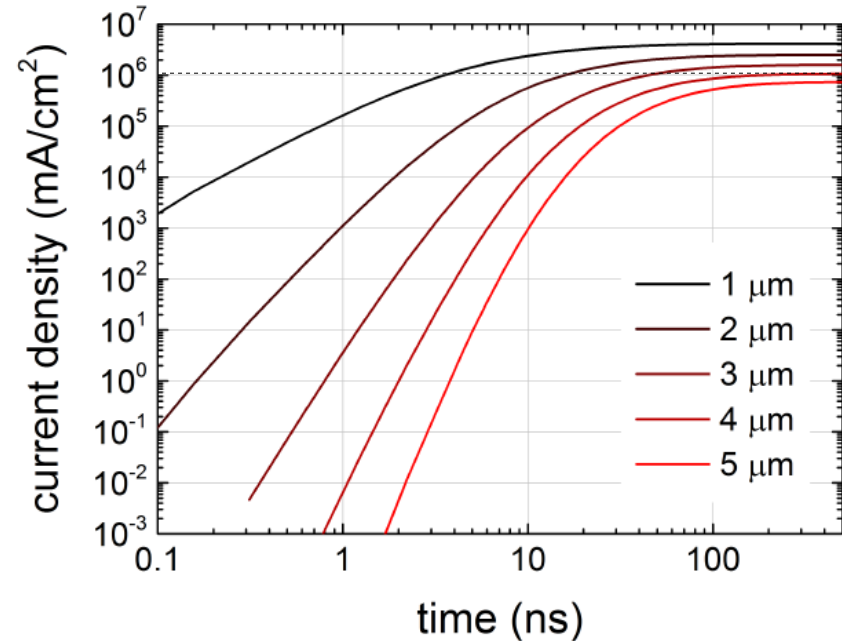
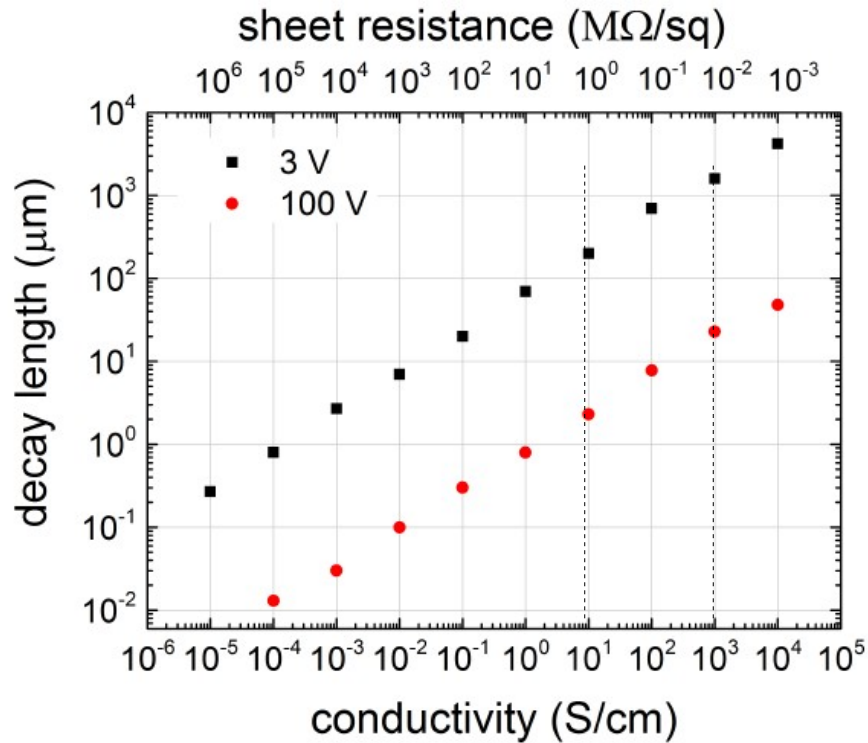
b) Simulation



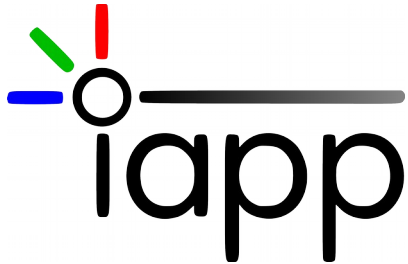
- Simulation reproduces decay profile of emission outside the electrode overlap

c) Comparison





- Relevant current densities are reached at $> 100 V$
- After 40 ns, $1 kA/cm^2$ are achieved within a distance of $3 \mu m$
- Higher conductivity desirable \rightarrow PEDOT:PSS 1000 S/cm



Deutscher Akademischer Austauschdienst
German Academic Exchange Service

We thank DAAD for support (travel grant).
Funded by the EU-H2020-project PHEBE (GA 641725).
Support from the excellence cluster „cfaed“ is gratefully acknowledged.